


LRTA Gallagher Terminal ADA and Access Improvements - Funding for construction of a new pedestrian overpass and stairs leading to the commuter rail platform is programmed in FFY 2023.



Northern Middlesex Regional Transportation Improvement Program Federal Fiscal Years 2023-2027



May 2022

Prepared for the Northern Middlesex Metropolitan Planning Organization
by the Northern Middlesex Council of Governments

FFY 2023-2027 TRANSPORTATION IMPROVEMENT PROGRAM

(OCTOBER 1, 2022 – SEPTEMBER 30, 2027)

Federal Title VI/Nondiscrimination Protections

The Northern Middlesex Metropolitan Planning Organization (NMMPO) operates its programs, services and activities in compliance with federal nondiscrimination laws including Title VI of the Civil Rights Act of 1964 (Title VI), the Civil Rights Restoration Act of 1987, and related statutes and regulations. Title VI prohibits discrimination in federally assisted programs and requires that no person in the United States of America shall, on the grounds of **race, color** or **national origin** (including **limited English proficiency**) be excluded from participation in, be denied the benefits of, or be otherwise subjected to discrimination under any program or activity receiving federal assistance. Related federal nondiscrimination laws administered by the Federal Highway Administration, the Federal Transit Administration, or both prohibit discrimination on the basis of **age, sex, and disability**. These protected categories are contemplated with NMMPO's Title VI Programs consistent with federal interpretation and administration. Additionally, NMMPO provides meaningful access to its programs, services, and activities to individuals with limited English proficiency, in compliance with UD Department of Transportation policy and guidance on federal Executive Order 13166.

State Nondiscrimination Protections

The NMMPO also complies with the Massachusetts Public Accommodation Law, M.G.L. c 272 §§92a, 98, 98a, Prohibiting making any distinction, discrimination, or restriction in admission to or treatment in a place of public accommodation based on **race, color, religious creed, national origin, sex, sexual orientation, disability, or ancestry**. Likewise, NMMPO complies with the Governor's Executive Order 526, section 4 requiring all programs, activities, and services provided, performed, licensed, chartered, funded, regulated, or contracted by the state shall be conducted without unlawful discrimination based on **race, color, age, gender, ethnicity, sexual orientation, gender identity or expression, religion, creed, ancestry, national origin, disability, veteran's status** (including Vietnam-era veterans), or **background**.

Additional Information

To request additional information regarding Title VI and related federal and state nondiscrimination obligations, please contact:

NMCOG Title VI Specialist
Northern Middlesex Council of Governments
40 Church Street, Suite 200
Lowell, MA 01852
(978) 454-8021
jhoward@nmcog.org

Complaint Filing

To file a complaint alleging a violation of Title VI or related federal nondiscrimination law, contact the Title VI Specialist (above) within 180 days of the alleged discriminatory conduct.

To file a complaint alleging a violation of the state's Public Accommodation Law, contact the Massachusetts Commission Against Discrimination within 300 days of the alleged discriminator conduct at:

Massachusetts Commission Against Discrimination (MCAD)
One Ashburton Place, 6th Floor
Boston, MA 02109
617-994-6000
TTY: 617-994-6296

For additional copies of this document or to request a copy in an accessible format, please contact:

Mail: Northern Middlesex Council of Governments
40 Church Street, Suite 200
Lowell, MA 01852
Phone: (978) 454-8021
Fax: (978) 454-8023
Email: jhoward@nmcog.org

The document is also available for download on our website at www.nmcog.org

If this information is needed in another language, please contact the NMCOG Title VI Specialist at 978-454-8021.

Caso esta informação seja necessária em outro idioma, favor contar o Especialista em Título VI do NMCOG pelo telefone 978-454-8021.

ប្រសិនបើលោក-អ្នកត្រូវការបកប្រែព័ត៌មាននេះ សូមទាក់ទងអ្នកឯកទេសលើជំពូកទី៦ របស់NMCOG តាមរយៈលេខទូរស័ព្ទ 978-454-8021

Si necesita esta información en otro idioma, por favor contacte al especialista de NMCOG del Título VI al 978-454-8021.

Si yon moun vle genyen enfòmasyon sa yo nan yon lòt lang, tanpri kontakte Espesyalis NMCOG Title VI la nan nimewo 978-454-8021.

如果需要使用其它语言了解信息，请联系马萨诸塞州交通部（NMCOG）《民权法案》第六章专员，电话 978-454-8021。

Type May text here

THE PREPARATION OF THIS DOCUMENT WAS FUNDED THROUGH A CONTRACT WITH THE MASSACHUSETTS DEPARTMENT OF TRANSPORTATION, SUPPORTED IN PART WITH FUNDS FROM THE FEDERAL HIGHWAY ADMINISTRATION AND THE FEDERAL TRANSIT ADMINISTRATION, U.S. DEPARTMENT OF TRANSPORTATION. ITS CONTENTS DO NOT NECESSARILY REFLECT THE OFFICIAL VIEWS AND POLICIES OF THE US DOT.

ENDORSEMENT OF THE FFY 2023 – 2027 TRANSPORTATION IMPROVEMENT PROGRAM FOR THE NORTHERN MIDDLESEX REGION

This document certifies that the Northern Middlesex Metropolitan Planning Organization hereby endorses the FFY 2023-2027 Transportation Improvement Program for the Northern Middlesex Region. The TIP is being endorsed in accordance with the 3C Transportation Planning Process and complies with the requirements in the Infrastructure Investment and Jobs Act (IIJA), also known as the “Bipartisan Infrastructure Law” (BIL).


Air Quality Conformity

Whereas, the 1990 Clean Air Act Amendments (CAAA) require Metropolitan Planning Organizations within non-attainment areas and/or attainment areas with maintenance plans to perform air quality conformity determinations prior to the approval of transportation plans and transportation improvement programs, and at such other times as required by regulation;

Whereas, the air quality conformity analysis prepared for the FFY 2023-2027 Transportation Improvement Program also demonstrates air quality conformity of the Northern Middlesex Regional Transportation Plan, and that all regionally significant transportation projects in the FFY 2023-2027 Transportation Improvement Program are contained in the Regional Transportation Plan, and that all regionally significant projects in the 2020 to 2040 timeframe of the Regional Transportation Plan are modeled in the FFY 2023-2027 Transportation Improvement Program's air quality conformity analyses;

Whereas, the Northern Middlesex MPO has completed its review in accordance with Section 176(c) (4) of the Clean Air Act as amended in 1990 [42 U.S.C. 7251 (a)], and hereby certifies that the FFY 2023-2027 TIP is financially constrained and that the implementation of the Northern Middlesex Regional Transportation Plan satisfies the conformity criteria specified in both 40 CFR Part 51 and 93 (8/15/1997) and 310 CMR 60.03 (12/30/1994). Based on the results of the conformity analyses, the Northern Middlesex Regional Transportation Plan and FFY 2023-2027 TIP is consistent with the air quality goals of, and in conformity with, the Massachusetts State Implementation Plan;

Therefore, in accordance with 23 CFR Part 450.326 (Development and content of the Transportation improvement Program) and the Northern Middlesex MPO Regional Public Participation Plan (23 CFR 450.316), the MPO hereby endorses the FFY 2023-2027 Transportation Improvement Program.



for

May 25, 2022

Jamey Tesler, Secretary and CEO
Massachusetts Department of Transportation


Date

310 CMR 60.05: GLOBAL WARMING SOLUTIONS ACT REQUIREMENTS FOR THE TRANSPORTATION SECTOR
AND THE MASSACHUSETTS DEPARTMENT OF TRANSPORTATION

Self-Certification Compliance Statement for Metropolitan Planning Organizations

This will certify that the FFY 2023-2027 Transportation Improvement Program (TIP) for the Northern Middlesex Metropolitan Planning Organization (NMMPO) complies with all applicable requirements in the State Regulation 310 CMR 60.05: Global Warming Solutions Act Requirements for the Transportation Sector and the Massachusetts Department of Transportation. The regulation requires the Metropolitan Planning Organizations (MPOs) to:

1. 310 CMR 60.05, 5(a)(1): Evaluate and report the aggregate transportation GHG emissions and impacts of RTPs and TIPs;
2. 310 CMR 60.05, 5(a)(2): In consultation with MassDOT, develop and utilize procedures to prioritize and select projects in RTPs and TIPs based on factors that include aggregate transportation GHG emissions impacts;
3. 310 CMR 60.05, 5(a)(3): Quantify net transportation GHG emissions impacts resulting from the projects in RTPs and TIPs and certify in a statement included with RTPs and TIPs pursuant to 23 CFR Part 450 that the MPO has made efforts to minimize aggregate transportation GHG emissions impacts;
4. 310 CMR 60.05, 5(a)(4): Determine in consultation with the RPA that the appropriate planning assumptions used for transportation GHG emissions modeling are consistent with local land use policies, or that local authorities have made documented and credible commitments to establishing such consistency;
5. 310 CMR 60.05, 8(a)(2)(a): Develop RTPs and TIPs;
6. 310 CMR 60.05, 8(a)(2)(b): Ensure that RPAs are using appropriate planning assumptions;
7. 310 CMR 60.05, 8(a)(2)(c): Perform regional aggregate transportation GHG emissions analysis of RTPs and TIPs;
8. 310 CMR 60.05, 8(a)(2)(d): Calculate aggregate transportation GHG emissions for RTPs and TIPs;
9. 310 CMR 60.05, 8(a)(2)(e): Develop public consultation procedures for aggregate transportation GHG reporting and related GWSA requirements consistent with current and approved regional public participation plans;
10. 310 CMR 60.05, 8(c): Prior to making final endorsements on the RTPs, TIPs, STIPs, and projects included in these plans, MassDOT and the MPOs shall include the aggregate transportation GHG emission impact assessment in RTPs, TIPs, and STIPs and provide an opportunity for public review and comment on the RTPs, TIPs, and STIPs.
11. 310 CMR 60.05, 8(a)(1)(c): After a final GHG assessment has been made by MassDOT and the MPOs, MassDOT and the MPOs shall submit MPO-endorsed RTPs, TIPs or projects within 30 days of endorsement to the Department for review of the GHG assessment.


Jamey Tesler, Secretary and CEO
Massachusetts Department of Transportation

for

May 25, 2022

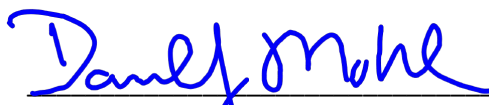
Date

SELF-CERTIFICATION OF THE 3C PLANNING PROCESS

This certifies that the Comprehensive, Continuing, Cooperative Transportation Planning Process being undertaken by the Northern Middlesex Metropolitan Planning Organization is addressing major issues facing the region and is being conducted in accordance with the requirements of:

1. 23 U.S.C. 134, 49 U.S.C. 5303, and this subpart;
2. Sections 174 and 176 (c) and (d) of the Clean Air act, as amended (42 U.S.C. 7504, 7506 (c) and (d) and 40 CFR part 93;
3. Title VI of the Civil Rights Act of 1964, as amended (42 U.S.C. 2000d-1) and 49 CFR part 21;
4. 49 U.S.C. 5332, prohibiting discrimination on the basis of race, color, creed, national origin, sex, or age in employment or business opportunity;
5. Section 1101(b) of the FAST Act (Pub. L. 114-357) and 49 CFR part 26 regarding the involvement of disadvantaged business enterprises in USDOT funded projects;
6. 23 CFR 230, regarding the implementation of an Equal Employment Opportunity Program on Federal and Federal- aid Highway construction contracts;
7. The provisions of the USDOT and of the Americans with Disabilities Act of 1990 (42 U.S.C. 12101 et seq.) and 49 CFR parts 27, 37, and 38;
8. The Older Americans Act, as amended (42 U.S.C. 6101) prohibiting discrimination on the basis of age in programs or activities receiving Federal financial assistance;
9. Section 324 of Title 23 U.S.C. regarding the prohibition of discrimination based on gender; and
10. Section 504 of the Rehabilitation Act of 1973 (29 U.S.C. 794) and 49 CFR part 27 regarding discrimination against individuals with disabilities;
11. Anti-lobbying restrictions found in 49 USC Part 20. No appropriated funds may be expended by a recipient to influence or attempt to influence an officer or employee of any agency, or a member of Congress, in connection with the awarding of any federal contract.

The currently endorsed Unified Planning Work Program, Regional Transportation Plan, and Transportation Improvement Program, together with any amendments, were developed in accordance with FHWA/FTA regulations governing the implementation of IJJA, and EPA regulations governing the implementation of the Clean Air Act Amendments of 1990, and fully incorporate the applicable requirements of the Civil Rights Act of 1964 and the Americans with Disabilities Act of 1990.


Jamey Tesler, Secretary and CEO
Massachusetts Department of Transportation

for

May 25, 2022

Date

CONTENTS

Introduction	1
TIP Organization	11
TIP Development Process.....	12
Role of the Northern Middlesex Metropolitan Planning Organization.....	12
Role of the Northern Middlesex Council of Governments.....	14
Project Prioritization	14
TIP Public Participation Process	18
Amendments/Adjustments to the TIP	20
Relationship between the TIP, the Congestion Management Process and the Regional Transportation Plan....	23
TIP Project Funding	25
Regional Equity: TIP Projects – 2013-2027	28
Highway and Transit Project Listings	33
Regional Financial Plan.....	47
Status of Northern Middlesex MPO TIP Projects	50
Air Quality Conformity Determination – Northern Middlesex MPO	53
Appendix A: Greenhouse Gas Monitoring Summary	58
Appendix B: NMMPO Public Comment Summary	62
Appendix C: TIP Program Summaries.....	66
Appendix D: Transportation Evaluation Criteria Information.....	73
Appendix E: Statewide Funding Targets.....	76
Appendix F: System Preservation, Operations and Maintenance	84
Appendix G: Public Participation Plan.....	91
Appendix H: Glossary of Acronyms	142

INTRODUCTION

The Transportation Improvement Program (TIP) is a programming and management document containing all federally funded transportation projects planned in the Northern Middlesex region over the next five years. All transportation projects that will be funded under Title 23, U.S.C., or with Federal Transit Act funds, must be included in the document. In addition, projects requiring FHWA or FTA approval, but not funded under Title 23, U.S.C., or with Federal Transit Act funds, must also be listed in the TIP. Similarly, transportation projects funded with federal funds from other federal agencies, as well as projects funded with local and private monies should be described in the document for informational purposes, in order to reflect the integrated and intermodal nature of the metropolitan transportation planning process.

In 2020, new transportation planning challenges arose as the COVID-19 pandemic changed how people work and travel in the region. With Stay at Home orders in place, many workers shifted to telecommuting, schools implemented remote learning, consumers purchased goods online for home delivery and conventional peak travel periods changed. In 2021, vaccines became readily available and travel patterns began to return to near pre-pandemic levels. Variant surges continue to affect travel, but are handled on a case by case basis. This TIP continues to reflect goals of the region's long-range transportation plan and strives to meet performance targets adopted by the MPO. Meeting the goals set by the MPO, its nine member communities and the Lowell Regional Transit Authority (LRTA) continues to shape how federal transportation dollars are programmed. One such example included in this TIP is the programming of Coronavirus Aid, Relief, and Economic Security (CARES) Act and American Rescue Plan Act (ARPA) funding provided to the LRTA. These funds provide financial relief to the LRTA to help offset lost fare revenues resulting from the pandemic. The NMMPO will continue to monitor how changing travel patterns affect the region's transportation needs, as the Commonwealth responds to and recovers from the COVID-19 pandemic.

The TIP has been prepared in accordance with the provisions of the Infrastructure Investment and Jobs Act (IIJA) Act and with Federal Highway Administration (FHWA) and Federal Transit Authority (FTA) planning emphasis areas and guidance.

The IIJA has not significantly changed the Federal planning factors originally outlined under the Fixing America's Surface Transportation (FAST) Act. In developing the FFY 2023-2027 TIP, the NMMPO has considered these planning factors, which include the following:

- “Support the economic vitality of the metropolitan area, especially by enabling global competitiveness, productivity and efficiency;
- Increase the safety of the transportation system for all motorized and non-motorized users;
- Increase the ability of the transportation system to support homeland security and to safeguard the personal security of motorized and non-motorized users;
- Increase accessibility and mobility of people and freight;
- Protect and enhance the environment, promote energy conservation, improve the quality of life and promote consistency between transportation improvements and State and local planned growth and economic development patterns;
- Enhance the integration and connectivity of the transportation system, across and between modes, for people and freight;

- Promote efficient system management and operation;
- Emphasize the preservation of the existing transportation system;
- Improving transportation system resiliency and reliability and reducing (or mitigating) the stormwater impacts of surface transportation; and
- Enhancing travel and tourism.”

PERFORMANCE BASED APPROACH TO PLANNING

The IIJA continues many of the policies of the FAST Act, which focused on performance-based and outcome-based programs to address the many challenges facing the U.S. transportation system. The objective of these performance-based programs is to invest resources in projects that collectively advance the achievement of national goals.

The USDOT continues to develop performance goals for each emphasis area. MassDOT and the NMMPO are currently developing performance measures and targets to include in project evaluation and prioritization. The TIP development process considers these performance measures in making transportation investment decisions that address the achievement of performance goals.

The IIJA includes the following national goal areas:

- Safety;
- Infrastructure Condition;
- Congestion Reduction;
- System Reliability;
- Freight Movement and Economic Vitality;
- Environmental Sustainability;
- Accelerated Project Delivery

FHWA released Final Rules establishing performance measures regarding safety, pavement condition, bridge condition, the National Highway System, Freight Movement, Congestion, and Congestion Mitigation Air Quality (CMAQ), as shown in Table 1. Each rule has an effective date. Once effective, MassDOT established performance targets for each national performance measure outlined in the rulemakings. The NMMPO then worked with MassDOT and regional partners to establish regional targets, either adopting state targets or developing its own. MassDOT monitors and summarizes overall performance on an annual basis through the Department’s [Tracker Report](#). NMCOG provides system reports in the Regional Transportation Plan as well as activities in the Unified Planning Work Program (UPWP). The LRTA monitors transit safety and asset management on an ongoing basis as part of their work program.

TABLE 1: NATIONAL PERFORMANCE MANAGEMENT RULES AND PERFORMANCE MEASURES

National Performance Management Rule	National Performance Measures	Final Rule Effective Date
National Performance Management Measures to Assess Safety (PM1: 23 CFR 490.207)	# of Fatalities	14-Apr-16
	Rate of Fatalities per 100 million VMT	
	# of Serious Injuries	
	Rate of Serious Injuries per 100 million VMT	
	# of Non-motorized Fatalities and Serious Injuries	
National Performance Management Measures to Assess Pavement Condition (PM2: 23 CFR Part 490.307)	Percentage of pavements of the Interstate System in Good Condition	20-May-17
	Percentage of pavements of the Interstate System in Poor Condition	
	Percentage of pavements of the non-Interstate NHS in Good condition	
	Percentage of pavements of the non-Interstate NHS in Poor condition	
National Performance Management Measures to Assess Bridge Condition (PM 2: 23 CFR 490.407)	Percentage of NHS bridges classified as being in Good condition	20-May-17
	Percentage of NHS bridges classified as being in Poor condition	
Performance of the National Highway System (PM 3: 23 CFR 490.507)	Interstate Travel Time Reliability Measure: Percent of person-miles traveled on the Interstate that are reliable	20-May-17
	Non-Interstate Travel Time Reliability Measure: Percent of person-miles traveled on the non-Interstate NHS that are reliable	
	Greenhouse Gas Measure: Percent change in tailpipe CO2 emissions on the NHS compared to the calendar year 2017 level	
Freight Movement on the Interstate System (PM 3: 23 CFR 490.607)	Freight Reliability Measure: Truck Travel Time Reliability (TTTR) Index	20-May-17

TABLE 1: NATIONAL PERFORMANCE MANAGEMENT RULES AND PERFORMANCE MEASURES

National Performance Management Rule	National Performance Measures	Final Rule Effective Date
Measures to Assess the CMAQ Program - Traffic Congestion (PM 3: 23 CFR 490.707)	Peak Hour Excessive Delay (PHED) Measure: Annual Hours of Peak Hour Excessive Delay (PHED) per Capita	20-May-17
	Non-Single Occupancy Vehicle Travel (SOV) Measure: Percent of Non-Single Occupancy Vehicle (SOV) Travel	
Measure to Assess the CMAQ Program - On-Road Mobile Source Emissions (PM 3: 23 CFR 490.807)	Emissions Measure: Total Emission Reductions	20-May-17

Prior to establishment of the national rulemakings, the NMMPO worked with MassDOT on performance management activities. The [Unified Planning Work Program \(UPWP\)](#) includes an ongoing task on development and assessment of performance measures. The [2020-2040 Northern Middlesex Regional Transportation Plan](#) provides a system performance report, providing progress aimed at achieving targets outlined in the plan. Other regional activities in performance-based planning are categorized under Safety, Travel Time Reliability and Peak Hour Excessive Delay, Bridge Performance, pavement condition, Air Quality and State of Good Repair, as discussed in this section.

SAFETY MEASURES AND TARGETS

In 2016, FHWA published the Safety Performance Management Measures Final Rules (PM1) with an effective date of April 14, 2016. The Safety PM rule supports the Highway Safety Improvement Program final rule (23 CFR Part 490 Subpart A, B and Part 924), as it established performance measures to carry out the HSIP and to assess serious injuries and fatalities on all public roads. Massachusetts set initial statewide safety measures and targets in August 2017 and the NMMPO considered and adopted those statewide targets in January 2018. With Safety targets updated on an annual basis, the NMMPO voted to adopt State updated targets in January 2022.

In setting these targets, MassDOT has followed FHWA guidelines by using statewide crash data and Highway Performance Monitoring System (HPMS) data for vehicle miles traveled (VMT) in order to calculate 5 year, rolling average trend lines for all FHWA-defined safety measures. Per Federal Highway Administration (FHWA) guidance, the CY22 target setting process began with a trend line projection based on the most recent available data. Due to reduced vehicle miles traveled (VMT) related to the pandemic, actual 2020 fatalities did not follow this trend, so CY21 projections were based on trends from CY19 with CY20 data disregarded given the unique circumstances surrounding data from that year.

In 2020, during the COVID-19 pandemic, Massachusetts experienced a steep decline in both non-motorized fatalities and serious injuries. Because of the high fluctuations in the data, to establish MassDOT's CY22 target, CY21 non-motorist fatalities and suspected serious injuries were set to be equal to the average of CY17, CY18 and CY19 data. To project the non-motorist fatality and serious injuries for CY22, a 2% reduction was estimated.

For CY 2022 targets, four of the five safety measures—total number of fatalities, rate of fatalities per 100 million vehicle miles traveled, total number of serious injuries, and rate of serious injuries per 100 million VMT—were established by projecting a trend line based on available data (up to 2019). All four of these measures reflect a modest decrease in statewide trends.

The fifth safety measure, the total number of non-motorized serious injuries and fatalities also depicts a slight decrease in trend lines. For In recent years, MassDOT and the NMMPO have invested in “complete streets,” bicycle and pedestrian infrastructure, intersection and safety improvements in both the Capital Investment Plan (CIP) and Statewide Transportation Improvement Program (STIP) to address increasing mode share and to incorporate safety mitigation elements into projects. Moving forward, the NMMPO, alongside MassDOT, is actively seeking to improve data collection and methodology for bicycle and pedestrian VMT counts and to continue analyzing crash clusters and crash counts that include both motorized and non-motorized modes in order to address safety issues at these locations.

In all safety categories, MassDOT has established a long-term target of “Toward Zero Deaths” through MassDOT’s Performance Measures Tracker¹ and will be establishing safety targets for the MPO to consider for adoption each calendar year. While the NMMPO is not required by FHWA to report on annual safety performance targets, FHWA guidelines require MPOs to adopt MassDOT’s annual targets or to establish their own each year. The NMMPO adopted 2022 state targets at its January 26, 2022 meeting. Adoption of these targets means that the NMMPO agrees to plan and program projects designed to achieve the State’s goals. Table 2 outlines the currently adopted safety performance measures and targets.

TABLE 2: NORTHERN MIDDLESEX SAFETY PERFORMANCE MEASURES AND TARGETS

Performance Measures	Current Performance - Rolling Five Year Average 2016-2020	CY 2021 Performance Target - Rolling Five Year Average 2017-2021	CY 2022 Performance Target - Rolling Five Year Average 2018-2022
Fatalities	354	344	340
Rate of Fatalities per 100 million VMT	0.57	0.57	0.56
Serious Injuries	2,641	2,541	2,504
Rate of Serious Injuries per 100 million VMT	4.26	4.28	4.11
Total Number of Non-Motorized Serious Injuries and Fatalities	484	475	471

On July 19, 2018, FTA published the Public Transportation Agency Safety Plan (PTASP) Final Rule (49 CFR Part 673), which requires certain operators of public transportation systems that receive federal

¹ <https://www.mass.gov/lists/tracker-annual-performance-management-reports>

funds under FTA's Urbanized Area Formula Grants to develop safety plans that include the processes and procedures to implement Safety Management Systems (SMS). The LRTA developed a plan outlining the agency's existing safety practices and best practices to be implemented to meet Federal regulations. The LRTA board voted to adopt their plan on October 29, 2020 with set performance measures and targets included. The MPO then took action on December 2, 2020 to adopt the safety performance measures (Table 3) for both fixed route and demand response vehicles, which includes the following:

- Fatalities and Fatality Rate;
- Injuries and Injury Rate;
- Safety Events and Safety Event Rate; and
- System Reliability (miles between major mechanical failure).

TABLE 3: NMMPO ADOPTED LRTA PTASP PERFORMANCE MEASURES AND TARGETS

Mode of Transit Service	Fatalities (Total)	Fatalities (Rate*)	Injuries (Total)	Injuries (Rate)	Safety Events (Total)	Safety Events (Rate)	System Reliability (Miles between Failure)
Fixed Route	0	0	2	1.5	2	1.5	70,000
Demand Response (Roadrunner)	0	0	1	2.4	1	2.4	80,000
Demand Response (Council on Aging)	0	0	1	3.6	1	3.6	60,000

* Rates are per 1,000,000 vehicle revenue miles

PAVEMENT AND BRIDGE CONDITION MEASURES

The final rule on pavement condition and bridge condition performance measures (PM2) was made effective on May 20, 2017 (23 CFR Part 490 Subparts A, C and D), with Massachusetts setting targets in May of 2018. In setting these targets, MassDOT has followed FHWA guidelines by measuring bridges and pavement condition using the 9-point National Bridge Inventory Standards (NBIS); the International Roughness Index (IRI); the presence of pavement rutting; and the presence of pavement cracking. 2-year and 4-year targets were set for six individual performance measures: percent of bridges in good condition; percent of bridges in poor condition; percent of Interstate pavement in good condition; percent of Interstate pavement in poor condition; percent of non-Interstate pavement in good condition; and percent of non-Interstate pavement in poor condition. All of the above performance measures are tracked in detail in MassDOT's [Transportation Asset Management Plan \(TAMP\)](#).

Targets for bridge-related performance measures were determined by identifying which bridge projects are programmed and projecting at what rate bridge conditions deteriorate. The bridge-related performance measures analyze the percentage of deck area in poor condition, rather than the total number of bridges that are considered structurally deficient across the State.

Originally, performance targets for pavement-related performance measures were based on a single year of data collection, and thus were set to remain steady under the guidance of FHWA. These

measures were revisited at the 2-year mark (2020), when three years of data were made available, for more informed target setting. MassDOT decided to keep the original 4-year targets at that time.

MassDOT continues to measure pavement quality and to set statewide short-term and long-term targets in the MassDOT Performance Management Tracker using the Pavement Serviceability Index (PSI), which differs from IRI. These measures and targets are used in conjunction with federal measures to inform program sizing and project selection.

The NMMPO originally considered and adopted statewide performance measures and targets at the October 24, 2018 meeting, agreeing to program projects aimed at achieving the State’s goals. With the new data in place at the mid point, the 4-year targets were unchanged from the initially endorsed figures. Thus, the MPO has not updated the targets. Table 4 describes the pavement measures and targets adopted.

TABLE 4: PAVEMENT AND BRIDGE CONDITION PERFORMANCE MEASURES AND TARGETS

Performance Measures	Current Conditions	2020 Performance Target	2022 Performance Target
Interstate Pavement Condition			
% of pavement in Good Condition ²	75.6%	70%	70%
% of pavement in Poor Condition	0.1%	4%	4%
Non-Interstate Pavement Condition			
% of pavement in Good Condition	34.1%	30%	30%
% of pavement in Poor Condition	31.4%	30%	30%
Bridge Condition			
% of Bridges in Good Condition ³	15.6%	15%	16%
% of Bridges in Poor Condition	13.5%	13%	12%

SYSTEM PERFORMANCE MEASURES

As part of the Federal performance based planning process, FHWA passed a systems performance measure rule aimed at improving the efficiency of the system and freight movement, reducing traffic congestion and reducing emissions. In May 2018, MassDOT adopted targets for the following measures:

² Pavement condition on National Highway System Roads is based on International Roughness Index (IRI) value and one or more pavement distress metrics. FHWA sets thresholds to determine whether metric value is good or poor.

³ Bridge Condition on National Highway System roads is based on condition ratings of deck, superstructure and substructure. National Bridge Inventory data is used to rate these components. The worst component rating is the overall rating of the bridge.

- **Level of Travel Time Reliability (LOTTR):** the consistency or dependability in travel times, as measured from day-to-day and/or across different times of the day. LOTTR is based on the amount of time it takes to drive the length of a road segment and is the percentage of person-miles traveled that are “reliable”. LOTTR is calculated by dividing the 80th/50th percentile travel time. If it falls below 1.50, the segment is “reliable”. The percentage of road segments that are “reliable” is used as the target.
- **Level of Truck Travel Time Reliability (TTTR):** the consistency or dependability in truck travel times, as measured from day-to-day and/or across different times of the day. TTTR is based on the amount of time it takes trucks to drive the length of a road segment and is an index of 50th/95th percentile travel times. The TTTR index is reported as a weighted average of the largest period for each segment.

The Northern Middlesex MPO planning area includes communities in the Boston Urbanized Area (UZA), and as a signatory to the 2018 Boston UZA Memorandum of Understanding (Boston UZA MOU), the NMMPO adopted 2-year (2020) and 4-year (2022) Boston UZA-wide congestion performance measure targets. These performance measures are the percentage of non-single occupancy vehicle (SOV) travel and the Peak Hour Excessive Delay (PHED). Targets were developed in coordination with state Departments of Transportation and neighboring MPOs with planning responsibility for portions of the Boston UZA.

- **Percentage of Non-Single Occupancy Vehicle (SOV) Travel:** The metric is based on the percentage of people commuting to work using a mode other than a single occupancy vehicle (e.g. carpool, van, public transit, walking, bicycling, or telecommuting). The targets are determined from available Census journey to work data in the Boston UZA, where the proportion of non-SOV travel has been steadily increasing and is projected to continue increasing at a rate of 0.32% annually.
- **Peak hour Excessive Delay (PHED):** a measurement of annual hours of excessive delay per capita on the National Highway System (NHS) between 6 am and 10 am, and 3 pm and 7 pm, divided by the total UZA population. As of target setting, there was only one year of data available. As such, the performance targets have been set flat until further data is available. The threshold is based on the travel time at 20 miles per hour or 60% of the posted speed limit, whichever is greater.
- **Emissions Reductions:** The on-road mobile source emissions measure is calculated by summing 2 and 4-year totals of emissions reductions in kilograms per day. Emissions reduction targets are measured as the sum total of all emissions reductions anticipated through CMAQ-funded projects in non-attainment or air quality maintenance areas (currently the cities of Lowell, Springfield, Waltham, and Worcester, and the town of Oak Bluffs) identified in the Statewide Transportation Improvement Program (STIP). This anticipated emissions reduction is calculated using the existing CMAQ processes.

The NMMPO is required to report on performance of vehicle emission reductions for carbon monoxide because of Lowell’s non-attainment status and has done so in a September 2020 mid period CMAQ Congestion and Emissions Performance report.

In October 2018, the NMMPO voted to adopt 2-year (2020) and 4-year (2022) statewide reliability, congestion, and emissions performance measures and targets set by MassDOT. At its meeting on December 2, 2020, the NMMPO voted to adopt an updated 4-year target for the percent non-single

occupancy vehicle (SOV) travel measure. Table 5 summarizes each system performance measure and target adopted by the NMMPO.

TABLE 5: SYSTEM PERFORMANCE MEASURES AND TARGETS

Performance Measures	Current Conditions	2020 Target	2022 Target
Percentage of Travel Time Reliability	69.1% Interstate 82.4% Non-Interstate	68% Interstate 80% Non-Interstate	68% Interstate 80% Non-Interstate
Level of Truck Travel Time Reliability	1.86 (State)	1.85	1.85
Peak Hour Excessive Delay (annual hours per capita – Boston UZA)	25.6	18.3	18.3
Non-SOV Travel (Boston UZA)	34.6% (2018)	34.50%	35.8% (updated 12/02/20)
CO Benefit (kg/day)	0.032 (FFY 14-17 regional baseline); 6.637 (State baseline)	0.00 (FFY 18-19 regional target); 6.49 (State target)	0.00 (FFY 2018-2021 regional target); 6.53 (State target)
Ozone (kg/day)	2.409	1.991	2.269

TRANSIT ASSET MANAGEMENT

The Federal Transit Administration’s (FTA) Final rule (49 CFR Part 625) outlined a requirement for transit providers to implement performance management through Transit Asset Management Plans. LRTA, as a Tier II Provider⁴, adopted their respective TAM Plan on August 28, 2018. The NMMPO reviewed and adopted updated performance measures outlined in the Plan on December 2, 2020. The TAM Plan covers a horizon period of Federal Fiscal Years 2018-2022. The purpose of the plan is to:

⁴ Tier II Provider: 100 or fewer vehicles across all fixed routes.

- Provide implementation actions that offer enabling support and direction for management of transit assets; and
- Provide direction and expectations for asset class owners and department managers regarding lifecycle management planning and processes.

The TAM Plan uses transit asset condition to guide the management of capital assets and prioritizations of funding to improve/maintain a State of Good Repair (SGR). SGR performance measures and targets were set for rolling stock, equipment and facilities. On January 26, 2022, the NMMPO voted to adopt updated TAM performance measures and targets as outlined in Table 6.

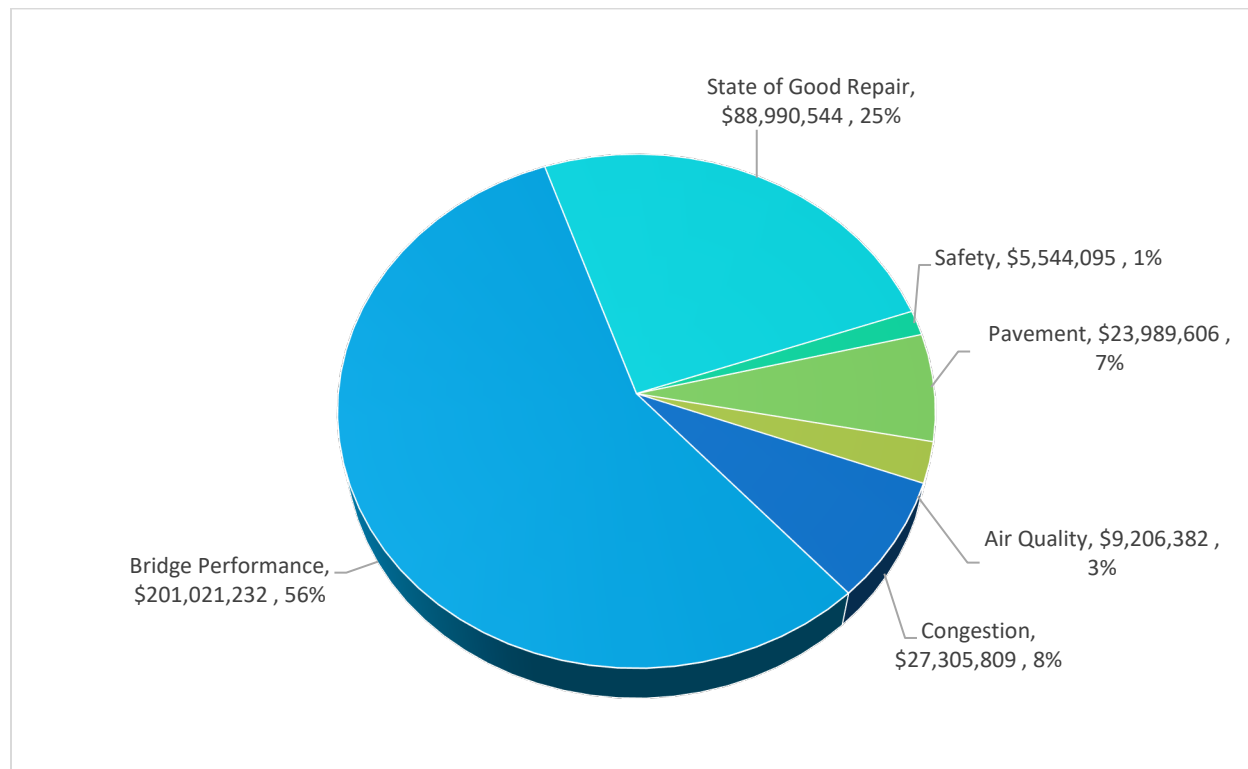
TABLE 6: LRTA TAM PLAN PERFORMANCE MEASURES AND TARGETS

Asset Category -Performance Measure	Asset Class	2021 Target	FY 2021 Performance	Target Met	2022 Target
REVENUE VEHICLES					
Age -% of revenue vehicles within a particular asset class that have met or exceeded their Useful Life Benchmark	BU -Bus	10%	5.00%	Yes	5%
	CU -Cutaway Bus	35%	40.00%	Yes	35%
	Minivan	0%	0.00%		0%
EQUIPMENT					
Age -% of vehicles that have met or exceeded their Useful Life Benchmark	Non Revenue/Service Automobile	33%	33.00%	Yes	33%
	Trucks and other Rubber Tire Vehicles	67%	75.00%	No	75%
	Maintenance Equipment*	63%	63.00%	Yes	0%
	Facilities Equipment*	0%	0.00%	Yes	0%
FACILITIES					
Condition -% of facilities with a condition rating below 3.0 on the FTA Transit Economic Requirements Model (TERM) Scale	Administration/ Maintenance	0%	0.00%	Yes	0%
	Passenger Facilities/ Parking Structures	0%	0.00%	Yes	0%

* Maintenance Equipment and Facilities Equipment are tracked internally but not reported to NTD.

Figure 1 outlines FFY 2023-2027 TIP programming aimed at addressing targets adopted by the NMMPO. Transit projects address the State of good repair and targets outlined in the Transit Asset Management Plan and the LRTA Public Transit Agency Safety Plan. Highway projects programmed in this TIP address safety, air quality, pavement condition, bridge performance, and congestion performance measures and MPO adopted targets. Appendix C lists all projects programmed in the TIP by performance measure category.

FIGURE 1: FFY 2023-2027 TIP FUNDING BY PRIMARY PERFORMANCE MEASURE CATEGORY



TIP ORGANIZATION

Title 23 CFR 450.326 requires that the TIP cover a period of no less than 4 years and be updated at least every 4 years. If the TIP covers more than 4 years, the FHWA and FTA consider projects in the additional years as informational. The MPO may update the TIP more frequently, but the cycle for updating the TIP must be compatible with the STIP development and approval process. The NMMPO programs five years of projects in the TIP, which is consistent with MassDOT’s Capital Investment Plan and the STIP. This TIP document includes projects programmed in Federal Fiscal Years 2023 through 2027. In Massachusetts, the TIP is updated annually.

The listing for each fiscal year is divided into a highway section and a transit section. Each listing includes a project description, estimated total cost, Federal funds to be obligated for each program year, sources of Federal and Non-Federal funds, and the fund recipient. In order for a project to be considered for inclusion in the first five fiscal years of the TIP, a project or program must have an estimated advertising or implementation date within that fiscal year. At the request of the Federal Highway Administration, the highway project cost estimates reflect a 4% cost increase compounded annually after the first fiscal year to reflect Year of Expenditure (YOE) fiscal constraint. Thus, FFY 2024 projects include a 4% YOE increase, FFY 2025 includes an 8% YOE increase, FFY 2026 projects include a 12% YOE increase, and FFY 2027 projects include a 16% increase from their current cost estimates.

Transit projects are implemented through a cooperative process involving MassDOT Rail and Transit and the Lowell Regional Transit Authority (LRTA). The FTA provides financial assistance to states through a number of programs to develop new transit systems and improve, maintain and operate existing

systems. The Governor of the Commonwealth has given MassDOT the authority to administer the funding to eligible organizations through Title 49 USC Sections 5310 and 5339 funding programs. MassDOT provides financial assistance through several programs by providing a state match for federally funded capital, operating, and planning projects. Additionally, NMCOG provides a local match (20%) for transit planning, and the LRTA uses community assessments to match operations assistance funds. The LRTA provides MassDOT with a five-year capital plan outlining the funding needs of the organization as part of the TIP development process.

TIP DEVELOPMENT PROCESS

The development of a regional Transportation Improvement Program is required by federal regulation as part of the transportation planning process. This process is carried out under the authority of the Northern Middlesex Metropolitan Planning Organization (NMMPO), which reviews and endorses all federal certification documents. The document is developed by updating information from the previous TIP, the Northern Middlesex Regional Transportation Plan and is done so with input solicited from local communities, the LRTA, state and federal transportation agencies, and the public. Following local and public review, the document is submitted to the NMMPO for endorsement.

ROLE OF THE NORTHERN MIDDLESEX METROPOLITAN PLANNING ORGANIZATION

Established through federal legislation, Metropolitan Planning Organizations (MPOs) exist throughout the United States in all urbanized areas of more than 50,000 people and have the authority to prioritize, plan, and program transportation projects in urban/metropolitan areas using federal funding. In Massachusetts, MPOs work in partnership with the Massachusetts Department of Transportation (MassDOT) to carry out the metropolitan planning activities.

The Northern Middlesex MPO was established to carry out the transportation planning process in accordance with federal and state regulations. Federal regulations require that the MPO be designated to carry out a comprehensive, continuing and cooperative (3-C) transportation planning process. The Northern Middlesex MPO is the federally-designated transportation planning and programming agency for the City of Lowell and the Towns of Billerica, Chelmsford, Dracut, Dunstable, Pepperell, Tewksbury, Tyngsborough, and Westford, all located in northern Middlesex County, Massachusetts.

A Memorandum of Understanding outlines the membership of the MPO, which includes the Northern Middlesex Council of Governments (NMCOG), MassDOT, and the Lowell Regional Transit Authority (LRTA). The membership consists of the Massachusetts Secretary of Transportation and Chief Executive Officer of MassDOT, the Administrator of the Highway Division of MassDOT, the Chairman of NMCOG, the Chairman of the LRTA, the chief elected official from the City of Lowell who serves as the City's representative to NMCOG, a Selectman elected to serve on the NMCOG Council and further elected by the Council to serve as that Town's representative to the NMMPO, and a LRTA Advisory Board member representing a community within the NMMPO boundaries other than the City of Lowell, who may also be an elected official. FHWA and FTA are non-voting Ex-Officio members of the NMMPO.

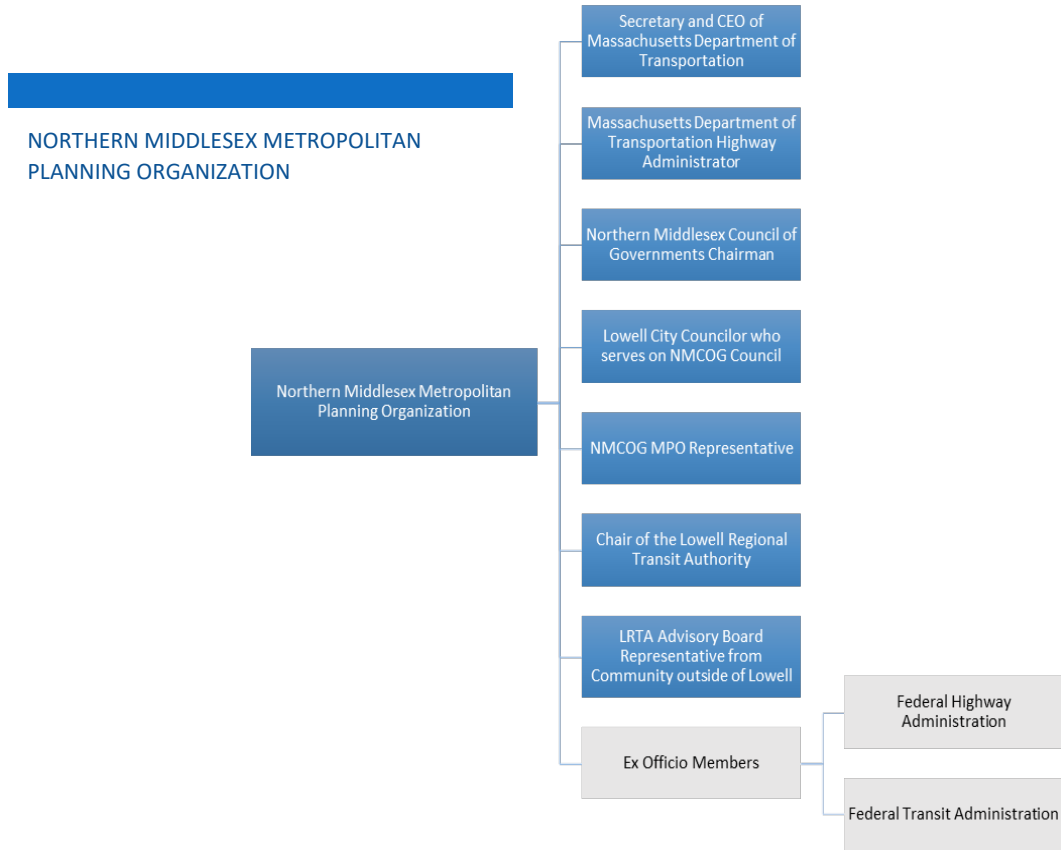


TABLE 7: NMMPO CURRENT MEMBERSHIP

NMMPO Member Position	Current Member
Secretary of Transportation and CEO of MassDOT	Jamey Tesler
MassDOT Highway Administrator	Jonathan Gulliver
NMCOG Chair	Andrew Deslaurier
NMCOG MPO Representative	Pat Wojtas
LRTA Board Chair	Tom Bomil
LRTA MPO Representative	Kevin O'Connor
Lowell City Council Representative to NMCOG and the MPO	Daniel Rourke

ROLE OF THE NORTHERN MIDDLESEX COUNCIL OF GOVERNMENTS

NMCOG is a regional planning agency established under Chapter 40B of the General Laws of Massachusetts. The NMCOG Council is comprised of a Selectman or City Councilor and Planning Board member from each of its nine member communities (including Billerica, Chelmsford, Dracut, Dunstable, Lowell, Pepperell, Tewksbury, Tyngsborough, and Westford). The Council meets monthly and provides direct input from local government regarding various transportation issues. The Northern Middlesex Council of Governments also conducts the public participation process for all certification documents. NMCOG staff serves as the transportation planning staff for the NMMPO.



PROJECT PRIORITIZATION

Project prioritization is a performance driven process. The BIL continues the performance management approach, encouraging investment of resources in projects that make progress toward national goals. TIP eligible projects that make progress toward national goals receive priority for the limited funding available. To prioritize projects, Transportation Evaluation Criteria (TEC) developed by the state transportation agencies and the former Office for Commonwealth Development (OCD) were utilized. The NMMPO staff applied the criteria to all highway projects considered viable for FFY 2023-2027. TEC scores range from -18 for a project that would have adverse impacts to the transportation system, to +18 for a project with highest priority. The TEC scores projects based on the following categories and takes into account all users of the regional transportation network:

- **Infrastructure Condition** – Does the project benefit roadway infrastructure conditions?
- **Mobility** – Does the project reduce congestion or have benefits to regional access?
- **Safety** – Does the project reduce number and rate of crashes for vehicles, bicycles or pedestrians?
- **Community Effects and Support** – Does the project have local support, and does it have Impacts to Environmental Justice or Title VI communities?
- **Land Use and Economic Development Impacts** – Does the project impact sustainable development and is it consistent with Land Use plans?
- **Environmental Impacts** – Does the project impact air quality, water quality, historical resources or wildlife?

The COVID-19 pandemic changed travel patterns extensively in 2020. The MPO's regional goals and priorities remain consistent as the State begins to recover from the pandemic due in large part to the advent and distribution of vaccines and reduction of restrictions on travel. The NMMPO will continue to work with member communities and update priorities as necessary. Scoring and prioritizing of projects is not affected as data used in evaluations does not include 2020 conditions.

The BIL requires that the MPO conduct a competitive process for Transportation Alternatives Program (TAP) funding allocation. The TEC addresses this competitive process by focusing the funding on the highest priority projects. The full list of highway projects included in the TIP, with TEC scores, is summarized in Table 8. More in depth TEC Scoring is included in Appendix D.

TABLE 8: TEC SCORING SUMMARY OF ELIGIBLE TIP PROJECTS

Project ID	Project Description	Community	TFPCC	Design Status	TIP Year	TEC Score
607887	LOWELL- ROURKE BRIDGE REPLACEMENT, L-15-088, WOOD STREET EXTENSION OVER BOSTON AND MAINE RAILROAD AND MERRIMAC RIVER	Lowell	\$169,000,000	pre 25%	2024	13.70
608227	BILLERICA-YANKEE DOODLE BIKE PATH CONSTRUCTION (PHASE 1)	Billerica	\$9,472,804	25%	2024	12.00
612609	TEWKSBURY-INTERSECTION IMPROVEMENTS AT MAIN STREET/PLEASANT STREET & NORTH STREET/EAST STREET	Tewksbury	\$5,245,425	pre 25%	2027	11.00
612535	CHELMSFORD- IMPROVEMENTS ON ROUTE 3A (PRINCETON STREET), FROM RICHARDSON ROAD TO TECHNOLOGY DRIVE	Chelmsford	\$4,489,511	pre 25%	-	9.68
612549	LOWELL-PAWTUCKET STREET CORRIDOR IMPROVEMENTS	Lowell	\$8,061,543	pre 25%	-	9.60
609050	LOWELL - CHURCH STREET 2 WAY CONVERSION	Lowell	\$3,050,000	pre 25%	-	9.03
610930	WESTFORD - ROUTE 110 (LITTLETON RD) FROM POWERS ROAD TO MINOT'S CORNER	Westford	\$7,560,105	pre 25%	-	8.75
609317	CHELMSFORD-IMPROVEMENTS ON CHELMSFORD STREET (ROUTE 110)	Chelmsford	\$10,950,000	pre 25%	2026 / 2027	8.67
605178	BILLERICA-REHABILITATION ON BOSTON ROAD (ROUTE 3A) FROM BILLERICA TOWN CENTER TO FLOYD STREET	Billerica	\$13,250,602	100%	2022 / 2023	8.60
609038	WESTFORD - REHABILITATION OF BOSTON ROAD	Westford	\$10,257,814	pre 25%	2024	8.18
609510	DRACUT - LAKEVIEW AVENUE IMPROVEMENTS AT THE ENGLSBY ELEMENTARY SCHOOL (SRTS)	Dracut	\$995,100	pre 25%	2024	8.00
612658	TEWKSBURY- BRIDGE PRESERVATION OF T-03-014, I-495 OVER ROUTE 133, AND T-03-015, I-495 OVER ROUTE 38	Tewksbury	\$5,160,000	pre 25%	2023	7.77
609250	BILLERICA-INTERSECTION IMPROVEMENTS AT BOSTON ROAD (ROUTE 3A), LEXINGTON STREET AND GLAD VALLEY ROAD	Billerica	\$4,290,400	25%	2026	7.55
604694	LOWELL- CONNECTOR RECONSTRUCTION, FROM THORNDIKE STREET TO GORHAM STREET	Lowell	\$5,600,010	pre 25%	-	7.05
607401	CHELMSFORD- TRAFFIC SIGNAL INSTALLATION AT ROUTE 110 & ROUTE 495 (2 LOCATIONS)	Chelmsford	\$1,209,760	pre 25%	2025	6.93
607885	LOWELL-PEDESTRIAN WALKWAY & BICYCLE CONNECTION AT PAWTUCKET FALLS OVERLOOK FROM VANDENBERG ESPLANADE TO SCHOOL STREET	Lowell	\$2,751,220	25%	-	6.67
612656	WESTFORD- BRIDGE PRESERVATION, W-26-018, W-26-019, I-495 (NB/SB) OVER CONCORD AND BOSTON ROAD	Westford	\$2,383,696	pre 25%	2023	6.32

TABLE 8: TEC SCORING SUMMARY OF ELIGIBLE TIP PROJECTS

Project ID	Project Description	Community	TFPCC	Design Status	TIP Year	TEC Score
608774	LOWELL-TEWKSBURY-ROUTE 38 INTERSECTION IMPROVEMENTS	Tewksbury	\$3,339,325	75%	2023	6.27
605966	LOWELL- RECONSTRUCTION & RELATED WORK ON VFW HIGHWAY	Lowell	\$8,259,792	75%	2025	5.75
612631	CHELMSFORD-BRIDGE REPLACEMENT, C-08-039, GORHAM STREET (ST 3A) OVER I-495 AND REHABILITATION OF C-08-036, WESTFORD STREET OVER I-495 (DB)	Chelmsford	\$24,477,536	pre 25%	2024	5.67
612096	WESTFORD- INTERSTATE MAINTENANCE AND RELATED WORK ON I-495	Westford	\$5,472,000	pre 25%	2023	5.57
608861	WESTFORD - BRIDGE REPLACEMENT, W-26-002, STONY BROOK ROAD OVER THE STONY BROOK	Westford	\$2,520,131	pre 25%	2024	5.23

TEC Scoring Summary prepared by the Northern Middlesex Council of Governments and MassDOT for the Northern Middlesex Metropolitan Planning Organization

MassDOT evaluates projects considered for inclusion in the TIP/STIP, using Project Selection Advisory Criteria (PSAC). MassDOT uses TRACKER to assess performance of the transportation network and take into consideration the following state policies:

- Communities First:** emphasizes context sensitive design that protects and enhances the surrounding community and landscape while addressing mobility for all transportation modes. The purpose of this policy is to prevent sprawl, recognize the communities as transportation agency customers, avoid the costs associated with unnecessary widening and associated conflicts, free up additional funding to complete future construction projects, and to provide enhanced mobility for sustainable transportation modes (walking, bicycling, and public transportation).
- Sustainable Development Principles:** The Commonwealth of Massachusetts shall care for the built and natural environment by promoting sustainable development through integrated energy and environment, housing and economic development, transportation and other policies, programs, investments, and regulations. The Commonwealth will encourage the coordination and cooperation of all agencies, invest public funds wisely in smart growth and equitable development, give priority to investments that will deliver good jobs and good wages, transit access, housing, and open space, in accordance with the following sustainable development principles. Furthermore, the Commonwealth shall seek to advance these principles in partnership with regional and municipal governments, non-profit organizations, business, and other stakeholders.
- Concentrate Development and Mix Uses:** Support the revitalization of city and town centers and neighborhoods by promoting development that is compact, conserves land, protects historic resources, and integrates uses. Encourage remediation and reuse of existing sites, structures, and infrastructure rather than new construction in undeveloped areas. Create pedestrian friendly districts and neighborhoods that mix commercial, civic, cultural, educational, and recreational activities with open spaces and homes.

- **Advance Equity:** Promote equitable sharing of the benefits and burdens of development. Provide technical and strategic support for inclusive community planning and decision making to ensure social, economic, and environmental justice. Ensure that the interests of future generations are not compromised by today's decisions.
- **Make Efficient Decisions:** Make regulatory and permitting processes for development clear, predictable, coordinated, and timely in accordance with smart growth and environmental stewardship.
- **Protect Land and Ecosystems:** Protect and restore environmentally sensitive lands, natural resources, agricultural lands, critical habitats, wetlands and water resources, and cultural and historic landscapes. Increase the quantity, quality and accessibility of open spaces and recreational opportunities.
- **Use Natural Resources Wisely:** Construct and promote developments, buildings, and infrastructure that conserve natural resources by reducing waste and pollution through efficient use of land, energy, water, and materials.
- **Expand Housing Opportunities:** Support the construction and rehabilitation of homes to meet the needs of people of all abilities, income levels, and household types. Build homes near jobs, transit, and where services are available. Foster the development of housing, particularly multifamily and smaller single-family homes, in a way that is compatible with a community's character and vision and with providing new housing choices for people of all means.
- **Provide Transportation Choice:** Maintain and expand transportation options that maximize mobility, reduce congestion, conserve fuel and improve air quality. Prioritize rail, bus, boat, rapid and surface transit, shared-vehicle and shared-ride services, bicycling, and walking. Invest strategically in existing and new passenger and freight transportation infrastructure that supports sound economic development consistent with smart growth objectives.
- **Increase Job and Business Opportunities:** Attract businesses and jobs to locations near housing, infrastructure, and transportation options. Promote economic development in industry clusters. Expand access to education, training, and entrepreneurial opportunities. Support the growth of local businesses, including sustainable natural resource-based businesses, such as agriculture, forestry, clean energy technology, and fisheries.
- **Promote Clean Energy:** Maximize energy efficiency and renewable energy opportunities. Support energy conservation strategies, local clean power generation, distributed generation technologies, and innovative industries. Reduce greenhouse gas emissions and consumption of fossil fuels.
- **Plan Regionally:** Support the development and implementation of local and regional, state and interstate plans that have broad public support and are consistent with these principles. Foster development projects, land and water conservation, transportation and housing that have a regional or multi-community benefit. Consider the long-term costs and benefits to the Commonwealth.

Following the scoring of each project, staff considered the design status and readiness of each project as part of programming activities. In addition to the application of the evaluation criteria, each project was also screened to ensure the following:

- That the project meets requirements set forth in BIL, the Clean Air Act and Amendments, and the Americans with Disabilities Act;
- Is consistent with local, regional, and state plans; and
- Complies with Title VI/Environmental Justice requirements.

The Federal Transit Administration provides assistance to Massachusetts to develop new transit systems and improve, maintain and operate existing systems. The Governor has designated MassDOT as the agency of authority, responsible for administering funding received (Title 49 USC). Programming of transit projects in the TIP is a result of consultation between the Lowell Regional Transit Authority and MassDOT Rail and Transit Division. When applying for funding, the LRTA prioritizes projects based on State of Good Repair, safety, and facility upgrade criteria. MassDOT then reviews each project and applies scoring criteria to prioritize funding allocations to the applicants. The LRTA applies for funding through the Grants Plus program, with MassDOT Rail and Transit distributing the federal apportionment and providing a state match for capital and operating projects. Additionally, NMCOG provides a local match for planning programs and the LRTA provides a local match for operating assistance.

TIP PUBLIC PARTICIPATION PROCESS

The Transportation Improvement Program (TIP) is the official programming document for transportation projects using Federal funding sources. Upon NMMPO approval, the regional TIP is incorporated into the Statewide Transportation Improvement Program (STIP). The TIP is updated annually and may be amended more often, if necessary. The TIP is developed in consultation with the agencies and officials responsible for other planning activities within the metropolitan area that are affected by transportation, including state and local land use agencies, economic development, environmental protection, and freight interests, as set forth in 23 CFR 450.316, development of a regional public participation plan. This document was prepared in accordance with the Public Participation Plan developed by the Northern Middlesex MPO in May 1994 and most recently revised in June 2016. A copy of the Public Participation Plan is contained in Appendix G. The following procedures and policies will be utilized to ensure adequate public review of the draft TIP document.

Due to the COVID-19 pandemic and the Governor's Executive Order suspending the requirement for in-person meetings, all public meetings of the NMMPO continue to be virtual, though discussions of in person meetings are ongoing. Virtual Public Involvement tools such as Zoom meetings, email distributions, and the NMCOG website/social media are often used to disseminate materials and information. Access to virtual meetings is made available via the NMCOG website, Community websites and through email distribution lists.

PUBLIC PARTICIPATION PROCEDURES FOR THE TRANSPORTATION IMPROVEMENT PROGRAM

Title 23 CFR Section 450.326(b) and 310 CMR 60.03(6)h require adequate opportunity for public review and comment during the development of the TIP. The NMMPO process for developing the TIP guarantees the following:

- Public access to the TIP and all supporting documentation;
- Public notification of the availability of the TIP;
- Respecting the public's right to review the document and comment thereon; and
- A 21-day public review and comment period prior to adoption of the TIP by the NMMPO.

PUBLIC OUTREACH TOOLS

A number of public outreach tools are used to communicate with the public and allow for general input into the development of the TIP. These tools are also utilized to provide information on the progress of the TIP and include the following:

- Electronic mailings;
- Newspaper articles and advertisements;
- NMCOG website;
- Social Media;
- Project fact sheets;
- Virtual Meetings with neighborhood groups, non-profit organizations and special interest groups;
- Virtual Public meetings;
- Virtual Interactive local meetings and public forums; and
- Virtual NMCOG and NMMPO meetings.

NOTICE OF THE AVAILABILITY OF THE TIP

Notice of the availability of the TIP and opportunity for public comment is published in the *Lowell Sun*, as well as other local news media, such as community-specific or foreign language newspapers, and is posted at the Town and City Clerk offices. The Public Meeting Notice and the Draft and Final TIP documents are posted on the NMCOG web site at: www.nmcog.org. A notice and link is also posted on the LRTA website at: www.lрта.com. An email is sent to the NMMPO public outreach list notifying interested stakeholders of the availability of the TIP. Notices are also made available on social media. Copies of the Draft and Final TIP are forwarded to the NMMPO members and all stakeholders and interested parties.

A 21-day public comment period commences once a draft TIP document is approved by a vote of the NMMPO. A minimum of one virtual public meeting is held to receive comments on the draft document. Comments may also be submitted, in writing, through conventional mail, by email, phone or social media.

Upon conclusion of the comment period, all public comments are considered, and if appropriate, incorporated into the final TIP. The final TIP includes a summary of comments received and a report of responses/actions taken by the NMMPO. The NMMPO then votes on the endorsement of the final TIP document. The endorsed TIP document is posted on the NMCOG website www.nmcog.org and disseminated to stakeholders through the NMMPO public outreach list.

MILESTONES IN FFY 2023-2027 TIP DEVELOPMENT:

Endorsement of the FFY 2023-2027 Northern Middlesex TIP follows a specific schedule outlined by the NMMPO. Development consists of public outreach to the communities and presentation of TIP information to the MPO and NMCOG Council throughout the process. The following lists key meeting dates where staff provided updated TIP development information. All meetings were or will be virtual due to the COVID-19 pandemic.

- January 19, 2022: Staff presents the TIP development schedule to NMCOG Council
- January 26, 2022: Staff presents the TIP development schedule to the NMMPO

- January 28, 2022: MPO staff meets with State and Federal partners to discuss funding the TIP
- February 9, 2022: MPO staff meets with MassDOT partners to discuss potential programming of TIP Projects
- February 16, 2022: Staff presents the TIP funding information and TIP readiness day recommendations to the NMCOG Council
- February 23, 2022: Staff presents TIP funding information and TIP readiness day recommendations to the NMMPO
- March 16, 2022: Staff presents potential TIP programming scenarios to the NMCOG Council
- March 23, 2022: NMMPO votes on preferred TIP programming scenarios
- April 20, 2022: Staff presents preferred program of TIP projects to the NMCOG Council
- April 27, 2022: Staff presents the draft FFY 2023-2027 TIP to the NMMPO for a vote to release the document for a public comment period
- May 10, 2022: Staff hosts a public meeting to hear comments on the draft FFY 2023-2027 TIP
- May 18, 2022: Staff presents the draft FFY 2023-2027 TIP to the NMCOG Council
- May 25, 2022: Staff presents comments received on the draft TIP and the NMMPO votes to endorse the document
- June 2022: The NMMPO-endorsed TIP is finalized and submitted for FHWA, FTA, and MassDOT approval
- October 1, 2022: The NMMPO FFY 2023-2027 TIP goes into effect on the first day of the new Federal Fiscal Year.

AMENDMENTS/ADJUSTMENTS TO THE TIP

All Federal certification documents endorsed by the Northern Middlesex MPO follow standardized procedures regarding amendments and/or administrative adjustments as directed in 23 CFR 450.104 and 23 CFR 450.218(n) and outlined in the Northern Middlesex regional Public Participation Plan. Amendments to the TIP require an endorsement by the MPO members after a public review and comment period. Administrative adjustments to the TIP can be made without formal MPO action and do not require a public comment period. However, the MPO can vote to release the adjustment for a public comment period if it feels it is in the best interest of the MPO and the transportation planning process. Tables 9 and 10 provide an overview of what constitutes an administrative adjustment versus an amendment to the TIP for both highway and transit projects.

TABLE 9: TIP ADMINISTRATIVE ADJUSTMENT/AMENDMENT SCENARIOS - HIGHWAY PROJECTS

Highway Project TIP Revision Definitions and Procedures			
Type of Revision	Definition	Procedure	Notes
Major Project Cost Change	Increase or decrease of \$500,000 or greater for projects programmed under \$5,000,000 and greater than 10% of the total cost for projects programmed over \$5,000,000.	Amendment	The “increase” or “decrease” in cost is relative to the Total Federal Participating Cost (TFPC) of a project.

TABLE 9: TIP ADMINISTRATIVE ADJUSTMENT/AMENDMENT SCENARIOS - HIGHWAY PROJECTS

Highway Project TIP Revision Definitions and Procedures			
Type of Revision	Definition	Procedure	Notes
Minor Project Cost Change	Increase or decrease of \$499,999 or less for projects programmed under \$5,000,000 and less than 10% of the total cost for projects programmed over \$5,000,000.	Adjustment	See above.
Project Description Change	Change in the description of the project as it is listed in the STIP.	Adjustment	Project description changes are treated as administrative modifications for minor changes (e.g. spelling errors, more detailed descriptions, adding mile-markers, etc.).
Major Project Scope Change	A revision to the project scope large enough to necessitate an additional review by MassDOT's Project Review Committee (PRC) – typically accompanied by major project cost change.	Amendment	In some cases, a major scope change will require the initiation of a new project through MassDOT's Project Initiation Form (PIF), and review/approval by PRC. This would require deactivation and removal of the currently programmed project.
Minor Project Scope Change	A minor revision to the project scope that does not significantly alter the original PRC approved scope of work.	Adjustment	In many cases, changes in this category will also include a minor cost change.
Project Addition	The programming of a new project in any federal fiscal year of the active TIP.	Amendment or Adjustment	Project additions are treated as amendments if the project was not part of any previously approved STIP that has been vetted through the public process.
Project Removal	The removal of a project in any federal fiscal year of the active TIP.	Amendment	Exception: if a project is removed from an active TIP or the STIP due to it being previously advanced/ advertised, or is moved to the statewide list from a regional TIP, the action would be considered an adjustment.
Change in Funding Source	A change in the project's funding source, including federal and non-federal sources which fall within the project cost change revisions listed above.	Adjustment	Changes in funding sources for projects are permissible for advertisement purposes if the FHWA Division Office has been consulted.
Change in Additional Information	A change in any item listed in the "addition Information" column of the TIP not covered in any other item listed here (e.g. earmark details, project proponent, etc.)	Adjustment	N/A

TABLE 9: TIP ADMINISTRATIVE ADJUSTMENT/AMENDMENT SCENARIOS - HIGHWAY PROJECTS

Highway Project TIP Revision Definitions and Procedures			
Type of Revision	Definition	Procedure	Notes
Change in Year of Programming	Moving a currently programmed project earlier or later than an originally programmed year.	Amendment	Changes to a project delivery schedule (advancement or delay) requires an amendment for the change in programmed FFY.

TABLE 10: TIP ADMINISTRATIVE ADJUSTMENT/AMENDMENT SCENARIOS - TRANSIT PROJECTS

Transit Project TIP Revision Definitions and Procedures			
Type of Revision	Definition	Procedure	Notes
Major Project Cost Change	Increase or decrease of \$500,000 or greater for projects under \$5,000,000 and greater than 10% of the total cost for projects exceeding \$5,000,000.	Amendment	The "increase" or "decrease" in cost is relative to the combined federal and nonfederal aid participating cost of the project.
Minor Project Cost Change	Increase or decrease of \$499,999 or less for projects under \$5,000,000 and less than 10% of the total cost for projects exceeding \$5,000,000.	Adjustment	See above.
Project Description Change	Change in the description of the project as it is listed in the STIP.	Adjustment	Project description changes are treated as administrative modifications for minor changes (e.g. spelling errors, more detailed descriptions, etc.).
Major Project Scope Change	A revision to the project scope deemed large enough to require public review and comment (e.g. changing the number of stations)	Amendment	In many cases, changes will also include a major cost change.
Minor Project Scope Change	A minor revision to the project scope that does not significantly alter the original scope of work (e.g. changes to the bus model for vehicle replacement projects).	Adjustment	In many cases, changes will also include a minor cost change.
Project Addition	The programming of a new project in any federal fiscal year of the current TIP	Amendment or Adjustment	Project additions are treated as amendments if the project was not part of any previously approved TIP that has been vetted through the public process.

TABLE 10: TIP ADMINISTRATIVE ADJUSTMENT/AMENDMENT SCENARIOS - TRANSIT PROJECTS

Transit Project TIP Revision Definitions and Procedures			
Type of Revision	Definition	Procedure	Notes
Project Removal	The removal of a project in any federal fiscal year of the current TIP	Amendment	Exception: if a project is removed from a TIP or the STIP due to it being previously advanced/advertised, or is moved to the statewide list from a regional TIP, the action would be considered an adjustment.
Change in Funding Source	Change in the funding source, including federal and non-federal sources that fall within project cost change revisions listed in the first two rows.	Adjustment	Changes in funding sources for projects are permissible for obligation purposes with written notice from the FTA region office.
Change in Year of Programming	Moving a currently programmed project earlier or later than the originally programmed year.	Amendment or Adjustment	Note: Federal funds shall be programmed in the federal fiscal year in which the award will occur. Changes in year of programming are only treated as adjustments if they involve advancing federal funds to align with the year of the grant award.

EXCEPTIONS

Although the NMMPO typically holds a 21-day public comment period for amendments, in the event of extenuating circumstances beyond the agency’s control, the comment period may be shortened or waived in consultation with FHWA Division Office and/or FTA Regional Office. Additionally the NMMPO may make exceptions to the procedures outlined above and treat amendments as administrative adjustments, but these exceptions will also require coordination with and concurrence by federal partners and MassDOT. All actions on the TIP must be taken in accordance with the region’s public participation program.

RELATIONSHIP BETWEEN THE TIP, THE CONGESTION MANAGEMENT PROCESS AND THE REGIONAL TRANSPORTATION PLAN

The Regional Transportation Plan covers a period of at least twenty years and is updated every four years. The overall transportation goals and policies articulated in the Plan ensure that individual projects are considered within the context of established regional performance goals, as required by the FAST Act. As projects advance, NMMPO staff will identify which goal areas introduced in the Regional Transportation Plan will be addressed within the TIP. Accordingly, each project in the RTP is categorized under one of five NMMPO investment programs, as described below.

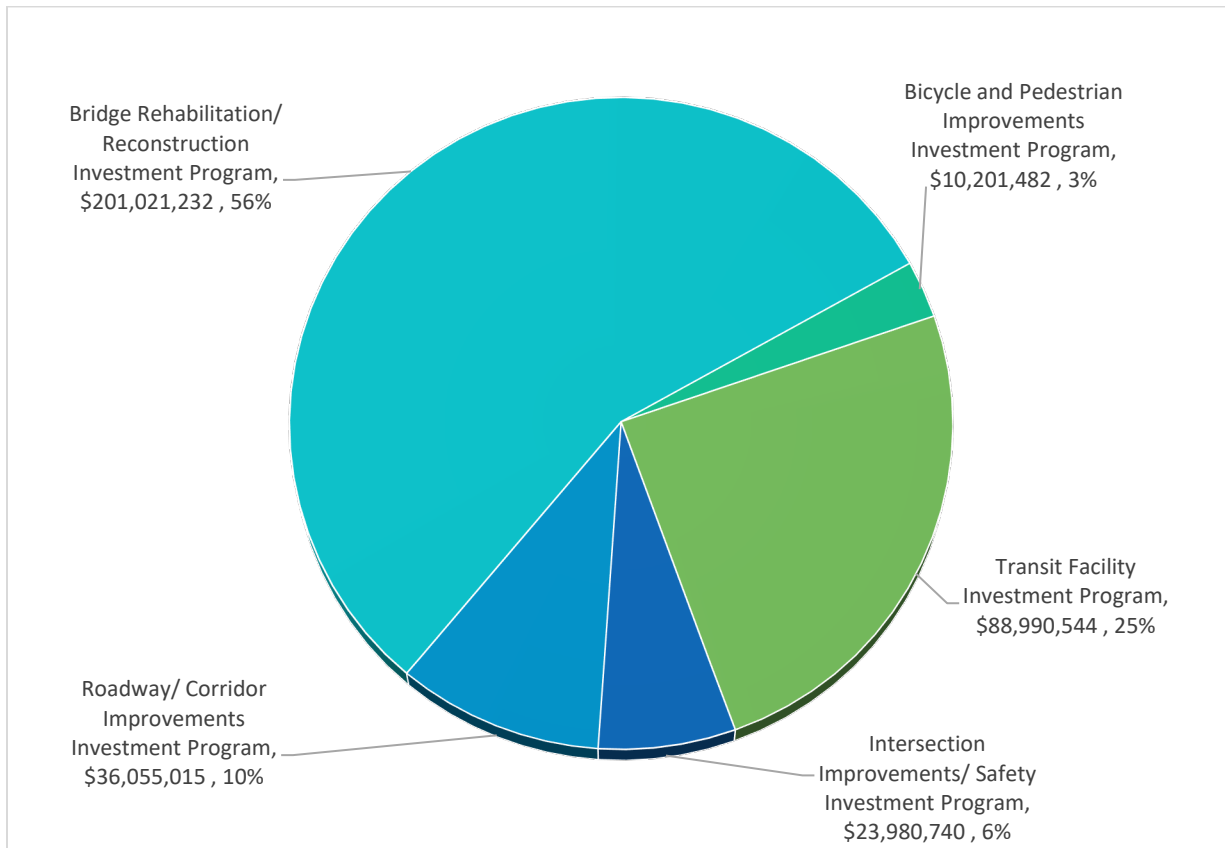
- **Intersection Improvement/Safety Investment Program** – This category funds safety and mobility improvements for intersections throughout the region. Improvements include

adding/upgrading traffic signals, intersection redesigns, and bicycle accommodations, adding curb cuts and improving sidewalks.

- **Roadway/Corridor Improvements Investment Program** – This category is aimed at enhancing, modernizing or addressing capacity issues on Federal Aid-eligible roadways. Projects in this program will use a complete streets approach to improve the mobility, accessibility and safety for of all users of the system. Improvements involve corridor upgrades including roadway rehabilitation, added/upgraded traffic signals along a corridor, new/upgraded sidewalks, and new/upgraded bicycle accommodations.
- **Bicycle and Pedestrian Investment Program** – This addresses expansion or the addition of bicycle and pedestrian facilities, in order to improve accessibility and safety for non-motorized users of the roadway network. Projects include construction of multi-use trails, off- and on-road bicycle facilities, and new sidewalks.
- **Bridge Rehabilitation/Reconstruction Investment Program** – This category includes improvements to area bridges, in order to reduce congestion, address functionality, or improve safety throughout the region. Improvements include rehabilitation or replacement of structurally deficient or regionally significant priority bridges.
- **Transit Facility Investment Program** – This category funds improvements to transit facilities and services, and the modernization of the Lowell Regional Transit Authority vehicle fleet.

Figure 2 outlines how each Regional Transportation Plan investment Program is reflected in funding of projects in the FFY 2023-2027 TIP. Transit facility investments make up 25% of the programming with a majority being LRTA operating assistance. Highway programming invests in improvements along roadway corridors in Billerica, Chelmsford, Lowell and Westford (10%), intersection improvements in Billerica, Chelmsford, Lowell and Tewksbury (6%), bicycle and pedestrian improvements in Billerica and Dracut (3%), and bridge improvements in Lowell, Tewksbury and Westford (56%). Appendix C lists individual project programming and their corresponding RTP investment program.

FIGURE 2: FFY 2023-2027 TIP PROGRAMMING BY RTP INVESTMENT PROGRAM



Performance measures will be used to monitor the regional transportation network and will serve to help prioritize how TIP projects are selected. The region also maintains a Congestion Management Process to monitor operating conditions within the regional transportation network. The TIP provides access to the funding necessary to transform the Plan’s policies and goals into finalized projects to help address congestion issues identified through the Congestion Management Process. TIP projects are drawn directly from the Plan. In addition to being drawn from the Plan, projects may be derived from special studies, such as corridor studies and traffic impact studies. The transit portion of the TIP may also contain routine capital equipment replacement projects.

TIP PROJECT FUNDING

The explanations that follow outline the basic uses and requirements of the major funding categories contained in this TIP. Specific information related to a particular project’s eligibility for funding can be provided by NMCOG staff by calling (978) 454-8021. Questions regarding transit projects and funding are best directed to LRTA staff at (978) 459-0164.

HIGHWAY FUNDING CATEGORIES

Non-Federal Aid (NFA): Non-Federal aid funds are typically state monies that are derived from various sources including the Transportation Bond Bill.

Bridge Formula Program (BR, BR-On & BR-Off): Finances the replacement or repair of bridges classified as in poor condition and rehabilitation of bridges classified as in fair condition. On-system bridge monies are used for bridges impacting roadways on the federal aid system. Off-system bridge monies are used for bridges that impact roadways that are not part of the federal aid system (15% of state apportionment set aside for off-system” bridges). These types of projects are funded with 80% federal money matched with 20% state money.

National Highway Performance Program (NHPP): This funding is used to support condition and performance on the National Highway System (NHS), to construct new facilities on the NHS, and to ensure that investments of Federal-aid funds in highway construction are directed to support progress toward the achievement of performance targets established in the State’s asset management plan for the NHS. The NHS is the network of the nation’s most important highways, including the Interstate and US highway systems. NHPP funded projects are 80% federally funded with 20% state match.

Surface Transportation Block Grant Program (STBG): Flexible funding that may be used by States and localities for projects to preserve or improve conditions and performance on any Federal-aid highway, bridge projects on any public road, facilities for non-motorized transportation, transit capital projects and public bus terminals and facilities. STBG funds are 80% federal monies requiring a 20% state match.

Transportation Alternatives (TA or “TAP”): The BIL continues the Transportation Alternatives set-aside from the Surface Transportation Block Grant (STBG) program. Eligible uses of the set-aside funds include all projects and activities that were previously eligible under the Transportation Alternatives Program under the FAST Act. This encompasses a variety of smaller-scale transportation projects such as pedestrian and bicycle facilities, recreational trails, safe routes to school projects, community improvements such as historic preservation and vegetation management, and environmental mitigation related to stormwater and habitat connectivity. In programming projects on the TIP, the “TAP” category is still used for tracking purposes. Transportation Alternatives funding provides for a variety of transportation projects that were previously eligible activities under separately funded programs. Eligible activities include:

- Pedestrian and Bicycle Facilities
- Recreational Trails Program
- Safe Routes to Schools Program
- Community improvements such as historic preservation and vegetation management
- Environmental mitigation related to storm water and habitat connectivity

Fifty percent of TAP funds are distributed to areas based on population. The NMMPO uses the transportation evaluation criteria to prioritize projects that receive TAP funding in the TIP.

Congestion Mitigation Air Quality (CMAQ): Programs and projects funded under this category must contribute to the attainment of National Ambient Air Quality Standards (NAAQS) or must be included in the State Implementation Plan pursuant to the Clean Air Act of 1990 and subsequent amendments. These funds may be utilized for both roadway and transit projects. CMAQ funds are 80% federal monies requiring a 20% state match.

Highway Safety Improvement Program (HSIP): Highway Safety Improvement Program funds are for the design and construction of highway projects that would reduce the number and severity of roadway

crashes. Funding determination is based on crash data and engineering assessments of identified hazardous locations. HSIP funds are 90% federal monies requiring a 10% state match.

National Highway Freight Program (NHFP): National Highway Freight Program funds are for construction of highway projects designed to improve the efficient movement of freight on the National Highway Freight Network. NHFP funds are 80% federal monies requiring a 20% state match.

Carbon Reduction Program (CRP): The BIL establishes the Carbon Reduction Program (CRP), which provides funds for projects designed to reduce transportation emissions, defined as carbon dioxide (CO2) emissions from on-road highway sources. CRP funds are 80% federal monies requiring a 20% state match.

Table 11 provides an overview of regional target funding available for programming by the NMMPO in development of the FFY 2023-2027.

TABLE 11: FFY 2023-2027 FUNDING FOR REGIONAL PRIORITIES

Federal Fiscal Year	Federal Funding for Regional Priorities	Northern Middlesex Federal Aid Apportionment (3.9096%)	State Matching Funds	Northern Middlesex Regional Target Funding
2023	\$300,113,532	\$9,386,591	\$2,346,648	\$11,733,239
2024	\$304,063,096	\$9,510,121	\$2,377,530	\$11,887,651
2025	\$298,897,735	\$9,348,565	\$2,337,141	\$11,685,706
2026	\$291,585,161	\$9,119,851	\$2,279,963	\$11,399,814
2027	\$307,317,191	\$9,611,898	\$2,402,975	\$12,014,873
2023-2027	\$1,501,976,715	\$46,977,026	\$11,744,257	\$58,721,283

TRANSIT FUNDING CATEGORIES

Section 5307/Urbanized Area Formula Grants: This urbanized area formula funding program (49 U.S.C. 5307) provides grants to urbanized areas to support public transportation. Funding is distributed by formula based on the level of transit service provision, population, and other factors. Section 5307 funds are Federal Transit Administration monies used to finance capital, planning, and operating and maintenance expenses for the Lowell Regional Transit Authority (LRTA) urban service area. The funding ratios and match requirements for each sub-category are as follows:

- Funding for capital expenses: Federal 80%/State 20%
- Funding for planning expenses: Federal 80%/NMCOG 20%
- Funding for operating/preventive maintenance: Federal 35%/State 40%/LRTA 25% (varies annually)

Section 5311/Rural Area Formula Grant Program: 49 U.S.C. Section 5311 monies finance operating expenses for the LRTA rural service area. Although these are federal monies, in Massachusetts the program is administered through the Massachusetts Department of Transportation (MassDOT). These are 50% federal monies with a 25% state match and a 25% local match. Activities eligible under the

former Job Access and Reverse Commute (JARC) program, which provided services to low-income individuals to access jobs, are now eligible under the Rural Area Formula program.

Section 5310/Mobility Assistance Program (MAP): This program (49 U.S.C. 5310) finances capital expenses for private non-profit organizations to provide specialized transit services for the elderly and disabled. The Massachusetts MAP program extends these provisions to public non-profit agencies. These awards are approved on a project-by-project basis, funding only capital expenses for the acquisition of specific types of vans and base station equipment and may not be used for operating expenses. Section 5310 incorporates the former New Freedom program. The program is funded with 80% MAP monies and 20% RTACAP (Capital Assistance Program) funds or other local funds, depending on the applicant.

Section 5337/State of Good Repair: The State of Good Repair Grants Program (49 U.S.C. 5337) provides capital assistance for maintenance, replacement, and rehabilitation projects of high-intensity fixed guideway and bus systems to help transit agencies maintain assets in a state of good repair. This includes bus and bus-related assistance projects for sub-recipients that are public agencies, private companies engaged in public transportation, or private non-profit organizations. Additionally, the SGR Initiative makes funds available for Transit Asset Management systems, which provide a systematic process of operating, maintaining, improving, and expanding physical assets effectively throughout their life cycles.

Section 5339/Bus and Bus Facilities: This formula grant program (49 U.S.C. 5339) provides funding to replace, rehabilitate, and purchase buses and related equipment, and to construct bus-related facilities.

Flexible funding: In some cases, funds allocated under the categories of Surface Transportation Block Grant Program, National Highway System, and Congestion Mitigation Air Quality may be utilized for transit projects. All projects funded under this category are funded with 80% federal/20% state funds. Both CMAQ and STBG funds are 100% flexible in that an MPO may elect to allocate any portion of these to transit projects. In addition, the State may elect to transfer up to 20% of its Interstate Maintenance funds, 50% of its NHPP funds, and 40% of its Bridge funds to the STBG program. Once transferred, any such funds are as flexible as STBG funds.

REGIONAL EQUITY: TIP PROJECTS – 2013-2027

A geographic distribution analysis of TIP funded projects has been undertaken to assess regional equity in the transportation planning process. Environmental Justice (EJ) areas have been identified and TIP projects have been mapped based on minority populations, low-income populations and areas with both minority and low-income populations. Previous TIP funded projects (FFY 2013-2022) are included, as well as programmed projects in this (FFY 2023-2027) TIP. Table 12 summarizes the number of TIP projects for each community and total project funding allocated. Based on 2020 Census populations, funding per capita in each community is also provided.

TABLE 12: SUMMARY OF TIP FUNDING PER CAPITA 2013-2027

Community	Population (2020 Census)	# of TIP Projects 2013-2027	Total Project funding	TIP Funding per capita per year
Billerica	42,119	6	\$32,974,330	\$52
Chelmsford	36,392	7	\$60,210,256	\$110
Dracut	32,617	2	\$8,160,759	\$17
Dunstable	3,358	2	\$6,405,014	\$127
Lowell	115,554	10	\$228,224,844	\$132
Pepperell	11,604	0	\$0	\$0
Tewksbury	31,342	9	\$31,933,867	\$68
Tyngsborough	12,380	0	\$0	\$0
Westford	24,643	8	\$30,947,720	\$84
Multiple	67,734	1	\$12,489,120	\$12
Total	310,009	45	\$411,345,910	\$88

Forty-five (45) projects have been funded since 2013, or are being programmed in this TIP. These projects include MassDOT Statewide Program projects, as well as community-initiated projects. Lowell, with the largest population in the region, receives the highest percentage of TIP funds with over 57% of programming, a large portion of funding targeted toward replacing the Rourke Bridge. The towns of Chelmsford and Westford receive more funding from the State than some of the other communities without interstate infrastructure, mainly due to I-495 maintenance and bridge projects.

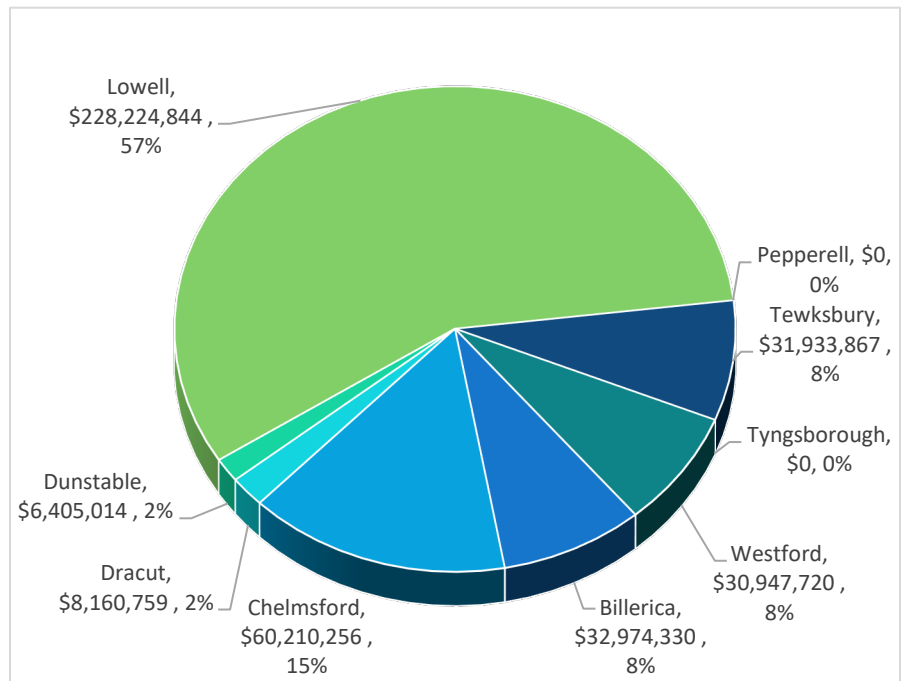


FIGURE 3: DISTRIBUTION OF TIP FUNDING BY COMMUNITY FFY 2013-2027

The towns of Pepperell and Tyngsborough did not receive funding during this time period. The NMMPO will continue to work with each community to maintain regional equity in TIP funding allocation. Figure 3 shows the distribution of NMMPO TIP funding by community.

To illustrate regional equity, the identified TIP projects were mapped relative to identified Environmental Justice (EJ) areas across the region, thereby comparing the number of projects and funding amounts programmed located inside and outside of these designated areas (Table 13). EJ areas

include geographical locations where census figures show a concentration greater than the regional average for minority groups or a population with a median income of less than 65% of the statewide median. Sixty percent (60%) of all TIP projects programmed between 2013 and 2027 are located in Environmental Justice areas. Map 1 presents projects in the 2023-2027 TIP and Map 2 outlines projects programmed between 2013 and 2022. Each map displays the existing Environmental Justice areas and project locations relative to those EJ areas.

TABLE 13: TIP FUNDING BY ENVIRONMENTAL JUSTICE POPULATION

Community	FFY 2013 – 2027 TIP Projects in EJ Areas (Total TIP Projects)	TIP Funding in Environmental Justice Category			TIP funding outside of EJ Area
		Minority Group Greater than regional average	Median income less than 65% of Statewide Average	Funding both Minority and Low Income EJ Categories	
Billerica	6 (6)	\$11,702,539	\$21,271,791	\$0	\$0
Chelmsford	0 (7)	\$0	\$0	\$0	\$60,210,256
Dracut	2 (2)	\$8,160,759	\$0	\$0	\$0
Dunstable	2 (2)	\$6,405,014	\$0	\$0	\$0
Lowell	9 (9)	\$0	\$0	\$228,224,844	\$0
Pepperell	0 (0)	\$0	\$0	\$0	\$0
Tewksbury	6 (7)	\$1,829,832	\$0	\$0	\$30,104,035
Tyngsborough	0 (0)	\$0	\$0	\$0	\$0
Westford	2 (8)	\$5,248,616	\$0	\$0	\$25,249,104
Multiple	0(1)	\$0	\$0	\$0	\$12,489,120
Total	27 (45)	\$33,346,760	\$21,271,791	\$228,224,844	\$128,052,515

Title VI of the Civil Rights Act of 1964 - National Origin Discrimination Against Persons with Limited English Proficiency, and Presidential Executive Order 13166 require entities that receive federal funds to provide guidance on how they will address the needs of LEP individuals. The U.S. Department of Transportation (USDOT) has developed a guidance document entitled “A Policy Guidance Concerning Recipients’ Responsibilities to Limited English Proficient Persons”. This guidance was issued to ensure that persons in the United States are not excluded from participation in DOT-assisted programs and activities simply because they face challenges communicating in English. As part of Title VI reporting, NMCOG maps minority, low income, Limited English Proficiency (LEP), as well as age, and disability as populations of concern for different aspects of the TIP including:

- Transportation Evaluation Criteria (TEC),
- Public outreach, and
- LRTA Title VI/LEP submissions.

In the Northern Middlesex region, approximately 7% of the region’s population speak English less than “very well”. The five most spoken non English languages spoken in the region are Spanish, Portuguese, Khmer, Chinese and Vietnamese. All certification documents are available in these languages.

Map 1: FFY 2023 - 2027 Transportation Improvement Program (TIP) Projects and Environmental Justice Areas



- TIP Project 2023-2027
- Project Extent
- Income Environmental Justice Population
- Minority and Income Environmental Justice Population
- Minority Environmental Justice Population
- Town Boundary

Sources:
 MassDOT/NMMPPO (TIP projects); US Census 2010 (Demographic Profile Tables 8 and 11); American Community Survey 2007-2011 Five-Year Poverty Estimates (Demographic Profile 3, pre-joined field DP3_HC03_VC166, displaying tracts above regional average of 9.9%); MassDOT/NMCOG (roads); MassGIS (town boundaries); MassDEP (water).

Environmental Justice areas were identified where the average percentage population of any major racial or ethnic group exceeded the Northern Middlesex regional average and/or median income was less than 65 percent of the statewide average. Data provided on this map is not sufficient for either boundary determination or regulatory interpretation. Data provided on this map is not sufficient for either boundary determination or regulatory interpretation.

Produced 4/14/2022 by NMCOG.



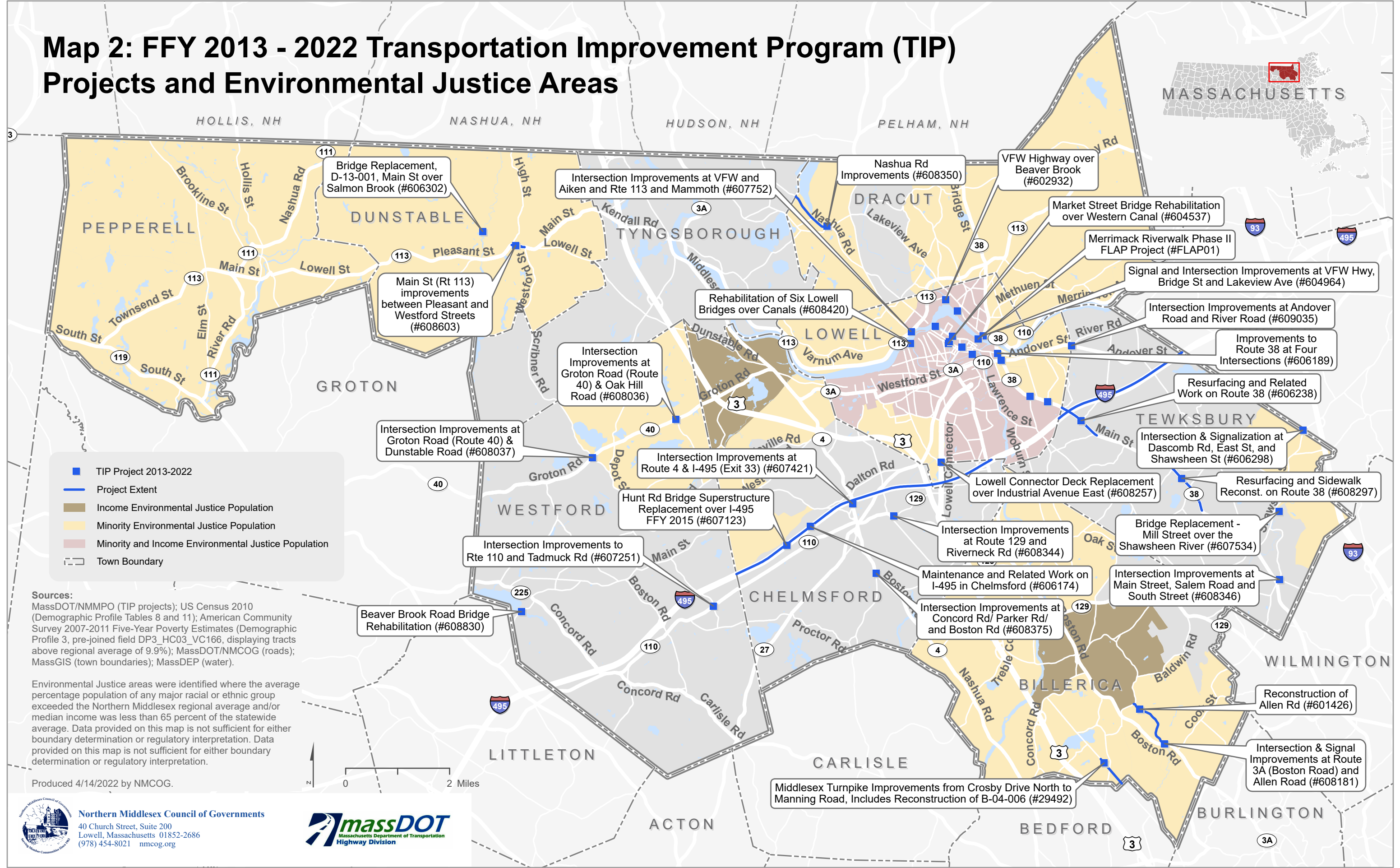


Northern Middlesex Council of Governments
 40 Church Street, Suite 200
 Lowell, Massachusetts 01852-2686
 (978) 454-8021 nmcog.org



massDOT
 Massachusetts Department of Transportation
 Highway Division

Map 2: FFY 2013 - 2022 Transportation Improvement Program (TIP) Projects and Environmental Justice Areas



- TIP Project 2013-2022
- Project Extent
- Income Environmental Justice Population
- Minority Environmental Justice Population
- Minority and Income Environmental Justice Population
- Town Boundary

Sources:
 MassDOT/NMMPPO (TIP projects); US Census 2010 (Demographic Profile Tables 8 and 11); American Community Survey 2007-2011 Five-Year Poverty Estimates (Demographic Profile 3, pre-joined field DP3_HC03_VC166, displaying tracts above regional average of 9.9%); MassDOT/NMCOG (roads); MassGIS (town boundaries); MassDEP (water).

Environmental Justice areas were identified where the average percentage population of any major racial or ethnic group exceeded the Northern Middlesex regional average and/or median income was less than 65 percent of the statewide average. Data provided on this map is not sufficient for either boundary determination or regulatory interpretation. Data provided on this map is not sufficient for either boundary determination or regulatory interpretation.

Produced 4/14/2022 by NMCOG.



Northern Middlesex Council of Governments
 40 Church Street, Suite 200
 Lowell, Massachusetts 01852-2686
 (978) 454-8021 nmco.org

massDOT
 Massachusetts Department of Transportation
 Highway Division

HIGHWAY AND TRANSIT PROJECT LISTINGS



STIP Investments Report 2023 Northern Middlesex Region

STIP: 2023 - 2027 (D)

Year	MassDOT Project ID	MPO	Municipality	MassDOT Project Description	District	Funding Source	Adjusted TFPC	Total Programmed Funds	Federal Funds	Non-Federal Funds	MPO Project Score	Entity Receiving Transfer	PSAC Score	Earmark Details	Proponent	Other Information
Federal Fiscal Year 2023								\$22,616,170	\$18,426,860	\$4,189,311						
Section 1A / Regionally Prioritized Projects								\$11,733,239	\$9,386,591	\$2,346,648						
Roadway Reconstruction								\$7,745,327	\$6,196,262	\$1,549,065						
2023	605178	Northern Middlesex	Billerica	BILLERICA- REHABILITATION ON BOSTON ROAD (ROUTE 3A) FROM BILLERICA TOWN CENTER TO FLOYD STREET	4	CMAQ	\$13,269,348	\$1,555,300	\$1,244,240	\$311,060	8.60				Town of Billerica	
2023	605178	Northern Middlesex	Billerica	BILLERICA- REHABILITATION ON BOSTON ROAD (ROUTE 3A) FROM BILLERICA TOWN CENTER TO FLOYD STREET	4	STBG	\$13,269,348	\$5,908,118	\$4,726,494	\$1,181,624	8.60				Town of Billerica	
2023	605178	Northern Middlesex	Billerica	BILLERICA- REHABILITATION ON BOSTON ROAD (ROUTE 3A) FROM BILLERICA TOWN CENTER TO FLOYD STREET	4	TAP	\$13,269,348	\$281,909	\$225,527	\$56,382	8.60				Town of Billerica	
Flex to FTA								\$3,987,912	\$3,190,330	\$797,582						
2023	S12693	Northern Middlesex		FLEX FUNDING TO FTA FOR COMMUTER/ADA ACCESS IMPROVEMENTS AT THE GALLAGHER INTERMODAL TRANSPORTATION CENTER		CRP	\$3,987,912	\$3,987,912	\$3,190,330	\$797,582						
Section 1B / Earmark or Discretionary Grant Funded Projects								\$7,543,696	\$6,034,957	\$1,508,739						
Bridge Systematic Maintenance NB								\$7,543,696	\$6,034,957	\$1,508,739						
2023	612656	Northern Middlesex	Westford	WESTFORD- BRIDGE PRESERVATION, W-26-018, W-26-019, I-495 (NB/SB) OVER CONCORD AND BOSTON ROAD	3	HIP-BR	\$2,383,696	\$2,383,696	\$1,906,957	\$476,739	6.32				MassDOT	
2023	612658	Northern Middlesex	Tewksbury	TEWKSBURY- BRIDGE PRESERVATION OF T-03-014, I-495 OVER ROUTE 133, AND T-03-015, I-495 OVER ROUTE 38	4	HIP-BR	\$5,160,000	\$5,160,000	\$4,128,000	\$1,032,000	7.77				MassDOT	
Section 2A / State Prioritized Reliability Projects								\$3,339,235	\$3,005,312	\$333,924						
Safety Improvements								\$3,339,235	\$3,005,312	\$333,924						
2023	608774	Northern Middlesex	Multiple	LOWELL- TEWKSBURY- ROUTE 38 INTERSECTION IMPROVEMENTS	4	HSIP	\$3,339,235	\$3,339,235	\$3,005,312	\$333,924	6.27				MassDOT	



STIP Investments Report

Program Activity: Transit, 2023 Lowell Regional Transit Authority

STIP: 2023 - 2027 (D)

Year	MassDOT Project ID	Municipality	Program	MassDOT Project Description	Funding Source	Total Project Cost	Total Programmed Funds	Federal Funds	State Funds	Other Funds
Federal Fiscal Year 2023							\$18,674,532	\$9,896,594	\$5,598,554	\$3,179,384
Lowell Regional Transit Authority							\$18,674,532	\$9,896,594	\$5,598,554	\$3,179,384
2023	RTD0010681		Operating	LRTA - OPERATING ASSISTANCE 2023 (5307)	5307	\$9,539,532	\$2,004,594	\$2,004,594		
2023	RTD0010681		Operating	LRTA - OPERATING ASSISTANCE 2023 (5307)	LF	\$9,539,532	\$3,157,384			\$3,157,384
2023	RTD0010681		Operating	LRTA - OPERATING ASSISTANCE 2023 (5307)	SCA	\$9,539,532	\$4,377,554		\$4,377,554	
2023	RTD0010682		Operating	LRTA -SHORT RANGE TRANSIT PLANNING 2023	5307	\$110,000	\$88,000	\$88,000		
2023	RTD0010682		Operating	LRTA -SHORT RANGE TRANSIT PLANNING 2023	LF	\$110,000	\$22,000			\$22,000
2023	RTD0010705		Operating	LRTA - OPERATING ASSISTANCE 2023 (CARES ACT)	OF	\$2,700,000	\$2,700,000	\$2,700,000		
2023	RTDTBD21		RTA Facility & System Modernization	LRTA - PURCHASE AUTOMATED PASSENGER COUNTERS (50) (5307)	5307	\$81,191	\$64,953	\$64,953		
2023	RTDTBD21		RTA Facility & System Modernization	LRTA - PURCHASE AUTOMATED PASSENGER COUNTERS (50) (5307)	RTACAP	\$81,191	\$16,238		\$16,238	
2023	RTDTBD22		RTA Facility & System Modernization	LRTA - PURCHASE AUTOMATED PASSENGER COUNTERS (50) (5339)	5339	\$218,809	\$175,047	\$175,047		
2023	RTDTBD22		RTA Facility & System Modernization	LRTA - PURCHASE AUTOMATED PASSENGER COUNTERS (50) (5339)	RTACAP	\$218,809	\$43,762		\$43,762	
2023	RTD0010678		RTA Facility & Vehicle Maintenance	LRTA - TERMINAL & BUILDING EQUIPMENT AND MAINTENANCE	5307	\$400,000	\$320,000	\$320,000		
2023	RTD0010678		RTA Facility & Vehicle Maintenance	LRTA - TERMINAL & BUILDING EQUIPMENT AND MAINTENANCE	RTACAP	\$400,000	\$80,000		\$80,000	
2023	RTD0010679		RTA Facility & Vehicle Maintenance	LRTA - IT EQUIPMENT & MAINTENANCE	5307	\$15,000	\$12,000	\$12,000		
2023	RTD0010679		RTA Facility & Vehicle Maintenance	LRTA - IT EQUIPMENT & MAINTENANCE	RTACAP	\$15,000	\$3,000		\$3,000	
2023	RTD0010683		RTA Facility & Vehicle Maintenance	LRTA - PURCHASE CAPITAL SPARE PARTS	5307	\$100,000	\$80,000	\$80,000		



STIP Investments Report

Program Activity: Transit, 2023 Lowell Regional Transit Authority

STIP: 2023 - 2027 (D)

Year	MassDOT Project ID	Municipality	Program	MassDOT Project Description	Funding Source	Total Project Cost	Total Programmed Funds	Federal Funds	State Funds	Other Funds
2023	RTD0010683		RTA Facility & Vehicle Maintenance	LRTA - PURCHASE CAPITAL SPARE PARTS	RTACAP	\$100,000	\$20,000		\$20,000	
2023	RTD0010695		RTA Facility & Vehicle Maintenance	LRTA - Lowell Regional Transit Authority - REHAB FIXED ROUTE FUELING STATION	5307	\$400,000	\$320,000	\$320,000		
2023	RTD0010695		RTA Facility & Vehicle Maintenance	LRTA - Lowell Regional Transit Authority - REHAB FIXED ROUTE FUELING STATION	RTACAP	\$400,000	\$80,000		\$80,000	
2023	RTD0011203		RTA Facility & Vehicle Maintenance	LRTA - Lowell Regional Transit Authority - REHAB ADA/COMMUTER ACCESS WAY	OF	\$3,000,000	\$2,400,000	\$2,400,000		
2023	RTD0011203		RTA Facility & Vehicle Maintenance	LRTA - Lowell Regional Transit Authority - REHAB ADA/COMMUTER ACCESS WAY	RTACAP	\$3,000,000	\$600,000		\$600,000	
2023	RTD0010680		RTA Vehicle Replacement	LRTA - REVENUE VEHICLE REPLACEMENT - 35FT HYBRIDS (2) (5339b) - DISCRETIONARY	OF	\$500,000	\$400,000	\$400,000		
2023	RTD0010707		RTA Vehicle Replacement	LRTA - REVENUE VEHICLE REPLACEMENT - 35FT HYBRIDS (2) (5307)	5307	\$990,000	\$792,000	\$792,000		
2023	RTD0010707		RTA Vehicle Replacement	LRTA - REVENUE VEHICLE REPLACEMENT - 35FT HYBRIDS (2) (5307)	RTACAP	\$990,000	\$198,000		\$198,000	
2023	RTDBTBD20		RTA Vehicle Replacement	LRTA - REVENUE VEHICLE REPLACEMENT OF FIXED ROUTE CUTAWAY VANS (5339b)	OF	\$720,000	\$540,000	\$540,000		
2023	RTDBTBD20		RTA Vehicle Replacement	LRTA - REVENUE VEHICLE REPLACEMENT OF FIXED ROUTE CUTAWAY VANS (5339b)	RTACAP	\$720,000	\$180,000		\$180,000	



STIP Investments Report

2024 Northern Middlesex Region

STIP: 2023 - 2027 (D)

Year	MassDOT Project ID	MPO	Municipality	MassDOT Project Description	District	Funding Source	Adjusted TFPC	Total Programmed Funds	Federal Funds	Non-Federal Funds	MPO Project Score	Entity Receiving Transfer	PSAC Score	Earmark Details	Proponent	Other Information
Federal Fiscal Year 2024								\$249,652,758	\$159,331,950	\$90,320,808						
Section 1A / Regionally Prioritized Projects								\$10,668,127	\$8,534,502	\$2,133,625						
Roadway Reconstruction								\$10,668,127	\$8,534,502	\$2,133,625						
2024	609035	Northern Middlesex	Westford	WESTFORD- REHABILITATION OF BOSTON ROAD	3	STBG	\$10,668,127	\$10,386,218	\$8,308,974	\$2,077,244	8.18				Town of Westford	Total Cost: \$10,257,814; YOE \$10,668,127 STBG, TAP; TEC: 8.18 out of 16.
2024	609035	Northern Middlesex	Westford	WESTFORD- REHABILITATION OF BOSTON ROAD	3	TAP	\$10,668,127	\$281,909	\$225,527	\$56,382	8.18				Town of Westford	Total Cost: \$10,257,814; YOE \$10,668,127 STBG, TAP; TEC: 8.18 out of 16.
Section 1B / Earmark or Discretionary Grant Funded Projects								\$177,461,816	\$142,309,816	\$35,152,000						
Bridge On-System NHS NB								\$175,760,000	\$140,608,000	\$35,152,000						
2024	607887	Northern Middlesex	Lowell	LOWELL- ROURKE BRIDGE REPLACEMENT, L-15-088, WOOD STREET EXTENSION OVER BOSTON AND MAINE RAILROAD AND MERRIMAC RIVER	4	HIP-BR	\$175,760,000	\$175,760,000	\$140,608,000	\$35,152,000	13.70				MassDOT	Total Cost: \$169,000,000; YOE: \$175,760,000 HIP-BR; TEC: 13.70 out of 16.
Bridge Off-system NB								\$1,701,816	\$1,701,816	\$0						
2024	608861	Northern Middlesex	Westford	WESTFORD- BRIDGE REHABILITATION, W-26-002, STONY BROOK ROAD OVER THE STONY BROOK	3	BROFF	\$1,701,816	\$1,701,816	\$1,701,816	\$0	5.23				Town of Westford	Total Cost: \$1,636,362; YOE: \$1,701,816 BR-OFF; TEC: 5.23 out of 16.
Section 2A / State Prioritized Reliability Projects								\$25,456,637	\$0	\$25,456,637						
Bridge On-system Non-NHS								\$25,456,637	\$0	\$25,456,637						
2024	612631	Northern Middlesex	Chelmsford	CHELMSFORD- BRIDGE REPLACEMENT, C-08-039, GORHAM STREET (ST 3A) OVER I-495 AND REHABILITATION OF C-08-036, WESTFORD STREET OVER I-495 (DB)	4	NGBP	\$25,456,637	\$25,456,637	\$0	\$25,456,637	5.67				MassDOT	Total Cost: \$24,477,536; YOE: \$25,456,637 NGBP; TEC: 5.67 out of 16.
Section 2B / State Prioritized Modernization Projects								\$1,034,904	\$827,923	\$206,981						
Roadway Reconstruction								\$1,034,904	\$827,923	\$206,981						
2024	609510	Northern Middlesex	Dracut	DRACUT- IMPROVEMENTS AT GEORGE ENGLSEBY ELEMENTARY SCHOOL (SRTS)	4	TAP	\$1,034,904	\$1,034,904	\$827,923	\$206,981	8.00				Town of Dracut	Total Cost: \$995,100; YOE: \$1,034,904 TAP; TEC: 8.00 out of 16.
Section 2C / State Prioritized Expansion Projects								\$9,574,637	\$7,659,710	\$1,914,927						
Bicycle and Pedestrian								\$9,574,637	\$7,659,710	\$1,914,927						



STIP Investments Report
2024 Northern Middlesex Region

STIP: 2023 - 2027 (D)

Year	MassDOT Project ID	MPO	Municipality	MassDOT Project Description	District	Funding Source	Adjusted TFPC	Total Programmed Funds	Federal Funds	Non-Federal Funds	MPO Project Score	Entity Receiving Transfer	PSAC Score	Earmark Details	Proponent	Other Information	
Federal Fiscal Year 2024								\$249,652,758	\$159,331,950	\$90,320,808							
2024	608227	Northern Middlesex	Billerica	BILLERICA- YANKEE DOODLE BIKE PATH CONSTRUCTION (PHASE I)	4	CMAQ	\$9,574,637	\$9,574,637	\$7,659,710	\$1,914,927	12.00				Town of Billerica	Total Cost: \$9,206,382; YOE: \$9,574,637 CMAQ; TEC: 12.00 out of 16.	
Section 3B / Non-Federal Aid Funded								\$25,456,637	\$0	\$25,456,637							
Bridge On-system Non-NHS								\$25,456,637	\$0	\$25,456,637							
2024	612631	Northern Middlesex	Chelmsford	CHELMSFORD- BRIDGE REPLACEMENT, C-08-039, GORHAM STREET (ST 3A) OVER I-495 AND REHABILITATION OF C-08-036, WESTFORD STREET OVER I-495 (DB)	4	NGBP	\$25,456,637	\$25,456,637	\$0	\$25,456,637	5.67				MassDOT	Total Cost: \$24,477,536; YOE: \$25,456,637 NGBP; TEC: 5.67 out of 16.	



STIP Investments Report

Program Activity: Transit, 2024 Lowell Regional Transit Authority

STIP: 2023 - 2027 (D)

Year	MassDOT Project ID	Municipality	Program	MassDOT Project Description	Funding Source	Total Project Cost	Total Programmed Funds	Federal Funds	State Funds	Other Funds
Federal Fiscal Year 2024							\$14,175,723	\$6,113,323	\$4,804,081	\$3,258,319
Lowell Regional Transit Authority							\$14,175,723	\$6,113,323	\$4,804,081	\$3,258,319
2024	RTD0010684		Operating	LRTA - OPERATING ASSISTANCE 2024 (5307)	5307	\$10,089,723	\$2,344,523	\$2,344,523		
2024	RTD0010684		Operating	LRTA - OPERATING ASSISTANCE 2024 (5307)	LF	\$10,089,723	\$3,236,319			\$3,236,319
2024	RTD0010684		Operating	LRTA - OPERATING ASSISTANCE 2024 (5307)	SCA	\$10,089,723	\$4,508,881		\$4,508,881	
2024	RTD0010687		Operating	LRTA -SHORT RANGE TRANSIT PLANNING 2024	5307	\$110,000	\$88,000	\$88,000		
2024	RTD0010687		Operating	LRTA -SHORT RANGE TRANSIT PLANNING 2024	LF	\$110,000	\$22,000			\$22,000
2024	RTD0010706		Operating	LRTA - OPERATING ASSISTANCE 2024 (CARES ACT)	OF	\$1,293,470	\$1,293,470	\$1,293,470		
2024	RTD0011204		Operating	LRTA - OPERATING ASSISTANCE 2024 (ARPA)	OF	\$1,206,530	\$1,206,530	\$1,206,530		
2024	RTD0010696		RTA Facility & System Modernization	LRTA - Lowell Regional Transit Authority - GALLAGHER PARKING GARAGE UPGRADES	5307	\$200,000	\$160,000	\$160,000		
2024	RTD0010696		RTA Facility & System Modernization	LRTA - Lowell Regional Transit Authority - GALLAGHER PARKING GARAGE UPGRADES	RTACAP	\$200,000	\$40,000		\$40,000	
2024	RTD0010685		RTA Facility & Vehicle Maintenance	LRTA - TERMINAL & BUILDING EQUIPMENT AND MAINTENANCE	5307	\$100,000	\$80,000	\$80,000		
2024	RTD0010685		RTA Facility & Vehicle Maintenance	LRTA - TERMINAL & BUILDING EQUIPMENT AND MAINTENANCE	RTACAP	\$100,000	\$20,000		\$20,000	
2024	RTD0010686		RTA Facility & Vehicle Maintenance	LRTA - PURCHASE CAPITAL SPARE PARTS	5307	\$100,000	\$80,000	\$80,000		
2024	RTD0010686		RTA Facility & Vehicle Maintenance	LRTA - PURCHASE CAPITAL SPARE PARTS	RTACAP	\$100,000	\$20,000		\$20,000	
2024	RTD0010689		RTA Facility & Vehicle Maintenance	LRTA - IT EQUIPMENT & MAINTENANCE	5307	\$10,000	\$8,000	\$8,000		
2024	RTD0010689		RTA Facility & Vehicle Maintenance	LRTA - IT EQUIPMENT & MAINTENANCE	RTACAP	\$10,000	\$2,000		\$2,000	
2024	RTD0010704		RTA Facility & Vehicle Maintenance	LRTA - PURCHASE GARAGE AND STREET SWEEPER (1)	5307	\$60,000	\$48,000	\$48,000		



STIP Investments Report

Program Activity: Transit, 2024 Lowell Regional Transit Authority

STIP: 2023 - 2027 (D)

Year	MassDOT Project ID	Municipality	Program	MassDOT Project Description	Funding Source	Total Project Cost	Total Programmed Funds	Federal Funds	State Funds	Other Funds
2024	RTD0010704		RTA Facility & Vehicle Maintenance	LRTA - PURCHASE GARAGE AND STREET SWEEPER (1)	RTACAP	\$60,000	\$12,000		\$12,000	
2024	RTD0011205		RTA Facility & Vehicle Maintenance	LRTA - PURCHASE BACKUP GENERATOR FOR ADMIN/GALLAGHER TERMINAL	5307	\$225,000	\$180,000	\$180,000		
2024	RTD0011205		RTA Facility & Vehicle Maintenance	LRTA - PURCHASE BACKUP GENERATOR FOR ADMIN/GALLAGHER TERMINAL	RTACAP	\$225,000	\$45,000		\$45,000	
2024	RTD0010688		RTA Vehicle Replacement	LRTA - REVENUE VEHICLE REPLACEMENT - 35FT HYBRIDS (1)	5307	\$781,000	\$624,800	\$624,800		
2024	RTD0010688		RTA Vehicle Replacement	LRTA - REVENUE VEHICLE REPLACEMENT - 35FT HYBRIDS (1)	RTACAP	\$781,000	\$156,200		\$156,200	



STIP Investments Report

2025 Northern Middlesex Region

STIP: 2023 - 2027 (D)

Year	MassDOT Project ID	MPO	Municipality	MassDOT Project Description	District	Funding Source	Adjusted TFPC	Total Programmed Funds	Federal Funds	Non-Federal Funds	MPO Project Score	Entity Receiving Transfer	PSAC Score	Earmark Details	Proponent	Other Information
Federal Fiscal Year 2025								\$16,136,876	\$13,500,477	\$2,636,399						
Section 1A / Regionally Prioritized Projects								\$10,227,116	\$8,181,693	\$2,045,423						
Roadway Reconstruction								\$8,920,575	\$7,136,460	\$1,784,115						
2025	605966	Northern Middlesex	Lowell	LOWELL- RECONSTRUCTION & RELATED WORK ON VFW HIGHWAY	4	STBG	\$8,920,575	\$8,638,666	\$6,910,933	\$1,727,733	5.75				MassDOT	Total Cost: \$8,259,792. YOE: \$8,920,575. STBG, TAP. TEC: 5.75 out of 16.
2025	605966	Northern Middlesex	Lowell	LOWELL- RECONSTRUCTION & RELATED WORK ON VFW HIGHWAY	4	TAP	\$8,920,575	\$281,909	\$225,527	\$56,382	5.75				MassDOT	Total Cost: \$8,259,792. YOE: \$8,920,575. STBG, TAP. TEC: 5.75 out of 16.
Intersection Improvements								\$1,306,541	\$1,045,233	\$261,308						
2025	607401	Northern Middlesex	Chelmsford	CHELMSFORD- TRAFFIC SIGNAL INSTALLATION AT ROUTE 110 & ROUTE 495 (2 LOCATIONS)	4	STBG	\$1,306,541	\$1,306,541	\$1,045,233	\$261,308	6.93				MassDOT	Total Cost: \$1,209,760; YOE: \$1,306,541; STBG; TEC: 6.93.
Section 2A / State Prioritized Reliability Projects								\$5,909,760	\$5,318,784	\$590,976						
Interstate Pavement								\$5,909,760	\$5,318,784	\$590,976						
2025	612096	Northern Middlesex	Westford	WESTFORD- INTERSTATE MAINTENANCE AND RELATED WORK ON I-495	3	NHPP-I	\$5,909,760	\$5,909,760	\$5,318,784	\$590,976	5.57				MassDOT	Total Cost: \$5,472,000; YOE: \$5,909,760 NHPP-I; TEC: 5.57 out of 16.



STIP Investments Report

Program Activity: Transit, 2025 Lowell Regional Transit Authority

STIP: 2023 - 2027 (D)

Year	MassDOT Project ID	Municipality	Program	MassDOT Project Description	Funding Source	Total Project Cost	Total Programmed Funds	Federal Funds	State Funds	Other Funds
Federal Fiscal Year 2025							\$15,087,415	\$7,022,041	\$4,726,147	\$3,339,227
Lowell Regional Transit Authority							\$15,087,415	\$7,022,041	\$4,726,147	\$3,339,227
2025	RTD0010693		Operating	LRTA - OPERATING ASSISTANCE 2025 (5307)	5307	\$11,167,415	\$3,206,041	\$3,206,041		
2025	RTD0010693		Operating	LRTA - OPERATING ASSISTANCE 2025 (5307)	LF	\$11,167,415	\$3,317,227			\$3,317,227
2025	RTD0010693		Operating	LRTA - OPERATING ASSISTANCE 2025 (5307)	SCA	\$11,167,415	\$4,644,147		\$4,644,147	
2025	RTD0010694		Operating	LRTA - SHORT RANGE TRANSIT PLANNING 2025	5307	\$110,000	\$88,000	\$88,000		
2025	RTD0010694		Operating	LRTA - SHORT RANGE TRANSIT PLANNING 2025	LF	\$110,000	\$22,000			\$22,000
2025	RTD0011206		Operating	LRTA - OPERATING ASSISTANCE 2025 (ARPA)	OF	\$1,800,000	\$1,800,000	\$1,800,000		
2025	RTD0010690		RTA Facility & Vehicle Maintenance	LRTA - TERMINAL & BUILDING EQUIPMENT AND MAINTENANCE	5307	\$200,000	\$160,000	\$160,000		
2025	RTD0010690		RTA Facility & Vehicle Maintenance	LRTA - TERMINAL & BUILDING EQUIPMENT AND MAINTENANCE	RTACAP	\$200,000	\$40,000		\$40,000	
2025	RTD0010691		RTA Facility & Vehicle Maintenance	LRTA - IT EQUIPMENT & MAINTENANCE	5307	\$10,000	\$8,000	\$8,000		
2025	RTD0010691		RTA Facility & Vehicle Maintenance	LRTA - IT EQUIPMENT & MAINTENANCE	RTACAP	\$10,000	\$2,000		\$2,000	
2025	RTD0010692		RTA Facility & Vehicle Maintenance	LRTA - PURCHASE CAPITAL SPARE PARTS	5307	\$100,000	\$80,000	\$80,000		
2025	RTD0010692		RTA Facility & Vehicle Maintenance	LRTA - PURCHASE CAPITAL SPARE PARTS	RTACAP	\$100,000	\$20,000		\$20,000	
2025	RTD0011207		RTA Facility & Vehicle Maintenance	Lowell Regional Transit Authority - GARAGE DECKING REPAIRS	5307	\$100,000	\$80,000	\$80,000		
2025	RTD0011207		RTA Facility & Vehicle Maintenance	Lowell Regional Transit Authority - GARAGE DECKING REPAIRS	RTACAP	\$100,000	\$20,000		\$20,000	
2025	RTD0011208		RTA Fleet Upgrades	LRTA - Lowell Regional Transit Authority - FACILITY UPGRADES & CHARGING INFRASTRUCTURE FOR ELECTRIC VEHICLES - DISCRETIONARY	OF	\$2,000,000	\$1,600,000	\$1,600,000		



STIP Investments Report

2026 Northern Middlesex Region

STIP: 2023 - 2027 (D)

Year	MassDOT Project ID	MPO	Municipality	MassDOT Project Description	District	Funding Source	Adjusted TFPC	Total Programmed Funds	Federal Funds	Non-Federal Funds	MPO Project Score	Entity Receiving Transfer	PSAC Score	Earmark Details	Proponent	Other Information		
Federal Fiscal Year 2026								\$11,399,814	\$9,119,851	\$2,279,963								
Section 1A / Regionally Prioritized Projects								\$11,399,814	\$9,119,851	\$2,279,963								
Intersection Improvements								\$4,805,248	\$3,844,198	\$961,050								
2026	609250	Northern Middlesex	Billerica	BILLERICA- INTERSECTION IMPROVEMENTS AT BOSTON ROAD (ROUTE 3A), LEXINGTON STREET AND GLAD VALLEY ROAD	4	STBG	\$4,805,248	\$4,523,339	\$3,618,671	\$904,668	7.55				Town of Billerica	Total Cost: \$4,290,400; YOE: \$4,805,248 STBG, TAP; TEC: 7.55 out of 16.		
2026	609250	Northern Middlesex	Billerica	BILLERICA- INTERSECTION IMPROVEMENTS AT BOSTON ROAD (ROUTE 3A), LEXINGTON STREET AND GLAD VALLEY ROAD	4	TAP	\$4,805,248	\$281,909	\$225,527	\$56,382	7.55				Town of Billerica	Total Cost: \$4,290,400; YOE: \$4,805,248 STBG, TAP; TEC: 7.55 out of 16.		
Roadway Reconstruction								\$6,594,566	\$5,275,653	\$1,318,913								
2026	609317	Northern Middlesex	Chelmsford	CHELMSFORD- IMPROVEMENTS ON CHELMSFORD STREET (ROUTE 110)	4	STBG	\$12,264,000	\$6,594,566	\$5,275,653	\$1,318,913	8.67				Town of Chelmsford	Total Cost: \$10,950,000; YOE: \$12,264,000 STBG; TEC: 8.67 out of 16. AC 2026-2027.		



STIP Investments Report

Program Activity: Transit, 2026 Lowell Regional Transit Authority

STIP: 2023 - 2027 (D)

Year	MassDOT Project ID	Municipality	Program	MassDOT Project Description	Funding Source	Total Project Cost	Total Programmed Funds	Federal Funds	State Funds	Other Funds
Federal Fiscal Year 2026							\$20,276,437	\$10,708,808	\$6,145,471	\$3,422,158
Lowell Regional Transit Authority							\$20,276,437	\$10,708,808	\$6,145,471	\$3,422,158
2026	RTD0010697		Operating	LRTA - OPERATING ASSISTANCE 2026 (5307)	5307	\$12,047,256	\$3,863,627	\$3,863,627		
2026	RTD0010697		Operating	LRTA - OPERATING ASSISTANCE 2026 (5307)	LF	\$12,047,256	\$3,400,158			\$3,400,158
2026	RTD0010697		Operating	LRTA - OPERATING ASSISTANCE 2026 (5307)	SCA	\$12,047,256	\$4,783,471		\$4,783,471	
2026	RTD0010698		Operating	LRTA - SHORT RANGE TRANSIT PLANNING 2026	5307	\$110,000	\$88,000	\$88,000		
2026	RTD0010698		Operating	LRTA - SHORT RANGE TRANSIT PLANNING 2026	LF	\$110,000	\$22,000			\$22,000
2026	RTD0011209		Operating	LRTA - OPERATING ASSISTANCE 2026 (ARPA)	OF	\$1,309,181	\$1,309,181	\$1,309,181		
2026	RTD0010699		RTA Facility & Vehicle Maintenance	LRTA - PURCHASE CAPITAL SPARE PARTS	5307	\$100,000	\$80,000	\$80,000		
2026	RTD0010699		RTA Facility & Vehicle Maintenance	LRTA - PURCHASE CAPITAL SPARE PARTS	RTACAP	\$100,000	\$20,000		\$20,000	
2026	RTD0010700		RTA Facility & Vehicle Maintenance	LRTA - TERMINAL & BUILDING EQUIPMENT AND MAINTENANCE	5307	\$100,000	\$80,000	\$80,000		
2026	RTD0010700		RTA Facility & Vehicle Maintenance	LRTA - TERMINAL & BUILDING EQUIPMENT AND MAINTENANCE	RTACAP	\$100,000	\$20,000		\$20,000	
2026	RTD0010701		RTA Facility & Vehicle Maintenance	LRTA - IT EQUIPMENT & MAINTENANCE	5307	\$10,000	\$8,000	\$8,000		
2026	RTD0010701		RTA Facility & Vehicle Maintenance	LRTA - IT EQUIPMENT & MAINTENANCE	RTACAP	\$10,000	\$2,000		\$2,000	
2026	RTD0010703		RTA Fleet Upgrades	LRTA - REVENUE VEHICLE REPLACEMENT - BATTERY ELECTRIC BUSES (6)	5307	\$6,600,000	\$5,280,000	\$5,280,000		
2026	RTD0010703		RTA Fleet Upgrades	LRTA - REVENUE VEHICLE REPLACEMENT - BATTERY ELECTRIC BUSES (6)	RTACAP	\$6,600,000	\$1,320,000		\$1,320,000	



STIP Investments Report
2027 Northern Middlesex Region

STIP: 2023 - 2027 (D)

Year	MassDOT Project ID	MPO	Municipality	MassDOT Project Description	District	Funding Source	Adjusted TFPC	Total Programmed Funds	Federal Funds	Non-Federal Funds	MPO Project Score	Entity Receiving Transfer	PSAC Score	Earmark Details	Proponent	Other Information		
Federal Fiscal Year 2027								\$10,531,394	\$8,425,115	\$2,106,279								
Section 1A / Regionally Prioritized Projects								\$10,531,394	\$8,425,115	\$2,106,279								
Roadway Improvements								\$5,669,434	\$4,535,547	\$1,133,887								
2027	609317	Northern Middlesex	Chelmsford	CHELMSFORD- IMPROVEMENTS ON CHELMSFORD STREET (ROUTE 110)	4	STBG	\$12,264,000	\$5,669,434	\$4,535,547	\$1,133,887	8.67				Town of Chelmsford	Total Cost: \$10,950,000; YOE: \$12,264,000 STBG; TEC: 8.67 out of 16. AC 2026-2027.		
Roadway Reconstruction								\$4,861,960	\$3,889,568	\$972,392								
2027	612609	Northern Middlesex	Tewksbury	TEWKSBURY- INTERSECTION IMPROVEMENTS AT MAIN STREET/PLEASANT STREET & NORTH STREET/EAST STREET	4	STBG	\$4,861,960	\$4,861,960	\$3,889,568	\$972,392	11.00				Town of Tewksbury	Total Cost: \$4,191,345; YOE: \$4,861,960 STBG; TEC: 11.00 out of 16.		



STIP Investments Report

Program Activity: Transit, 2027 Lowell Regional Transit Authority

STIP: 2023 - 2027 (D)

Year	MassDOT Project ID	Municipality	Program	MassDOT Project Description	Funding Source	Total Project Cost	Total Programmed Funds	Federal Funds	State Funds	Other Funds
Federal Fiscal Year 2027							\$27,361,130	\$18,856,993	\$4,996,975	\$3,507,162
Lowell Regional Transit Authority							\$27,361,130	\$18,856,993	\$4,996,975	\$3,507,162
2027	RTD0011231		Operating	LRTA - SHORT RANGE TRANSIT PLANNING 2027	5307	\$110,000	\$88,000	\$88,000		
2027	RTD0011231		Operating	LRTA - SHORT RANGE TRANSIT PLANNING 2027	LF	\$110,000	\$22,000			\$22,000
2027	RTD0011234		Operating	LRTA - OPERATING ASSISTANCE 2027	5307	\$13,757,130	\$5,344,993	\$5,344,993		
2027	RTD0011234		Operating	LRTA - OPERATING ASSISTANCE 2027	LF	\$13,757,130	\$3,485,162			\$3,485,162
2027	RTD0011234		Operating	LRTA - OPERATING ASSISTANCE 2027	SCA	\$13,757,130	\$4,926,975		\$4,926,975	
2027	RTD0011232		RTA Facility & Vehicle Maintenance	LRTA - PURCHASE CAPITAL SPARE PARTS	5307	\$100,000	\$80,000	\$80,000		
2027	RTD0011232		RTA Facility & Vehicle Maintenance	LRTA - PURCHASE CAPITAL SPARE PARTS	RTACAP	\$100,000	\$20,000		\$20,000	
2027	RTD0011233		RTA Facility & Vehicle Maintenance	LRTA - IT EQUIPMENT & MAINTENANCE	5307	\$10,000	\$8,000	\$8,000		
2027	RTD0011233		RTA Facility & Vehicle Maintenance	LRTA - IT EQUIPMENT & MAINTENANCE	RTACAP	\$10,000	\$2,000		\$2,000	
2027	RTD0011236		RTA Facility & Vehicle Maintenance	LRTA - TERMINAL & BUILDING EQUIPMENT AND MAINTENANCE	5307	\$200,000	\$160,000	\$160,000		
2027	RTD0011236		RTA Facility & Vehicle Maintenance	LRTA - TERMINAL & BUILDING EQUIPMENT AND MAINTENANCE	RTACAP	\$200,000	\$40,000		\$40,000	
2027	RTD0011235		RTA Fleet Upgrades	LRTA - REVENUE VEHICLE REPLACEMENT - BATTERY ELECTRIC BUSES (12) - DISCRETIONARY	OF	\$16,430,000	\$13,144,000	\$13,144,000		
2027	RTD0011237		RTA Vehicle Replacement	LRTA - NONREVENUE VEHICLE REPLACEMENT - ADMINISTRATIVE VEHICLE	5307	\$40,000	\$32,000	\$32,000		
2027	RTD0011237		RTA Vehicle Replacement	LRTA - NONREVENUE VEHICLE REPLACEMENT - ADMINISTRATIVE VEHICLE	RTACAP	\$40,000	\$8,000		\$8,000	

REGIONAL FINANCIAL PLAN

The TIP must be a financially constrained document, and must be consistent with the Regional Transportation Plan and planning process (23 CFR 450.104 and 23 CFR 450.326(j) and (k)). The TIP is updated at least every four years. Approval responsibility rests with the Metropolitan Planning Organization and the Governor. Projections of federal resources are based upon the apportionments of the federal authorizations contained in the BIL, as allocated to the region by the State, or as allocated among the various MPOs, according to federal formulae or MPO agreement, and adjusted to reflect obligation authority or priority. The projects programmed for this region meet the funding estimates of federal funds available in each year as shown in Table 14. These estimates were provided by the Massachusetts Department of Transportation and were refined as part of the State Transportation Improvement Program development process. Table 15 contains similar information for the transit program of projects and was developed in conjunction with the LRTA’s Capital Plan and the MassDOT Rail and Transit Division. Transit year constraint differs from highway in that it includes carryover of FTA 5307 funds from previous Federal fiscal years.

TABLE 14: FFY 2023-2027 TIP HIGHWAY PROGRAMMED FUNDING/CONSTRAINT

Fiscal Year	Highway Program Regional Target (Federal + Non Federal)	Target Funding Programmed (Federal + Non Federal)	Target Funding unprogrammed	Regional Programmed Funding (Outside of Targets)	Total Amount Programmed (Federal + Non Federal)
2023	\$11,733,239	\$11,733,239	\$0	\$10,882,931	\$22,616,170
2024	\$11,887,651	\$10,668,127	\$1,219,524	\$213,527,994	\$224,196,121
2025	\$11,685,706	\$10,227,116	\$1,458,590	\$5,909,760	\$16,136,876
2026	\$11,399,814	\$11,399,814	\$0	\$0	\$11,399,814
2027	\$12,014,873	\$11,754,127	\$260,746	\$0	\$11,754,127
Total	\$58,721,283	\$55,782,423	\$2,938,860	\$230,320,685	\$286,103,108

TABLE 15: FFY 2023-2027 TIP TRANSIT PROGRAMMED FUNDING/CONSTRAINT

Fiscal Year	Federal Apportionment to LRTA (5307)	Federal Apportionment to LRTA (5339)	Federal Apportionment to LRTA (CARES, ARPA, CRRSA)	Other Federal Awards (Discretionary 5339b, 5339c)	Federal Amount Programmed (5307, 5339, 5339b/c, CARES, ARPA, CRRSA)	Federal Apportionment vs Programmed	Federal Financial Constraint/ carryover funds
Prior years carryover	\$8,073,049.00	\$208,961	\$9,283,984	\$1,305,686			\$18,871,680
2023	\$4,150,505.00	-		\$2,400,000*	\$9,896,594	\$ (3,346,089)	\$15,525,591
2024	\$4,232,230.00	-		-	\$6,113,323	\$ (1,881,093)	\$13,644,498
2025	\$4,315,577.00	-		\$1,600,000*	\$7,022,041	\$ (1,106,464)	\$12,538,034
2026	\$4,400,578.00	-		-	\$10,708,808	\$ (6,308,230)	\$6,229,804
2027	\$4,487,266.00	-		\$13,144,000*	\$18,856,993	\$ (1,225,727)	\$5,004,077

**Programmed with anticipated discretionary funding awards*

Title 23 CFR section 450.326 (j) and 310 CMR 60.03(9) requires the TIP to be “financially constrained by year to include a financial plan that demonstrates which projects can be implemented using the current revenue sources and which projects are to be implemented using proposed revenue sources (while the existing transportation system is being adequately operated and maintained).” Moreover, regulations have further defined financial constraint to exclude a state’s unspent federal balances. Projects can only be programmed up to an amount that the Congress is expected to allow the state to spend in any individual fiscal year.

The financial plan contained herein is financially constrained. Only projects for which funds can be expected have been included. Table 16 provides an overview of programmed projects by Federal funding categories.

TABLE 16: PROGRAMMED TIP FUNDING BY FEDERAL AID CATEGORY

Federal Aid Category	FFY 2023	FFY 2024	FFY 2025	FFY 2026	FFY 2027
STBG	\$9,896,030	\$10,386,218	\$9,945,207	\$11,117,905	\$10,531,394
CMAQ	\$1,555,300	\$9,574,637	\$0	\$0	\$0
HSIP	\$3,339,235	\$0	\$0	\$0	\$0
NHPP	\$0	\$0	\$5,909,760	\$0	\$0
Transportation Alternatives	\$281,909	\$1,316,813	\$281,909	\$281,909	\$0
Bridge Program/Off System (STBG-BR-OFF)	\$0	\$0	\$0	\$0	\$0
Total - Highway	\$15,072,474	\$21,277,668	\$16,136,876	\$11,399,814	\$10,531,394
Section 5307	\$3,681,547	\$3,613,323	\$3,622,041	\$9,399,627	\$5,712,993
Section 5309	\$0	\$0	\$0	\$0	\$0
Section 5310	\$0	\$0	\$0	\$0	\$0
Section 5311	\$0	\$0	\$0	\$0	\$0
Section 5337	\$0	\$0	\$0	\$0	\$0
Section 5339	\$175,047	\$0	\$0	\$0	\$0
Other Federal	\$6,040,000	\$2,500,000	\$3,400,000	\$1,309,181	\$13,144,000
Other Non-Federal	\$7,556,938	\$7,767,200	\$7,983,374	\$8,205,629	\$8,434,137
Total - Transit (includes carryover)	\$17,453,532	\$13,880,523	\$15,005,415	\$18,914,437	\$27,291,130

Financial constraint of the total state program will be depicted in the FFY 2023-2027 State Transportation Improvement Program (STIP). Funding levels for Fiscal Years 2023-2027 have been developed cooperatively between the State and regional members of the MPO, as part of the MPO TIP development process.

STATUS OF NORTHERN MIDDLESEX MPO TIP PROJECTS

Table 17 describes the status of LRTA projects listed in FFY 2022 of the Northern Middlesex Transportation Improvement Program.

TABLE 17: STATUS OF FFY 2022 NMMPO TIP PROJECTS - TRANSIT

FFY	Description	Funding Category	Federal Amount	Total Amount	Status Update
2022	Operating Assistance	5307	\$2,755,276	\$9,874,881	Ongoing
2022	Operating Assistance	CARES ACT	\$2,850,000	\$2,850,000	Ongoing
2022	Short Range Transit Planning	5307	\$88,000	\$110,000	Ongoing
2022	Buy Assoc Capital Spare Parts	5307	\$104,000	\$130,000	Ongoing
2022	Purchase of Automated Passenger Counters for Fixed Route Fleet	5307/ 5339	\$240,000	\$300,000	2023 purchase
2022	Terminal & Building Equipment and Maintenance	5307	\$160,000	\$200,000	Ongoing
2022	Non Revenue Replacement of Service Truck/Plow	5307	\$52,000	\$65,000	Complete
2022	Replacement of Fixed Route Cutaway Vans	5339b	\$540,000	\$720,000	2023 purchase
2022	Replacement of Fixed Route Bus Lifts	5339b	\$0	\$350,000	2022 Purchase
2022	Buy Assoc Cap Maint Items (IT Equipment)	5307	\$12,000	\$15,000	Ongoing

Table 18 provides a description of recently advertised highway projects in the Northern Middlesex Region (as of March 30, 2022).

TABLE 18: NORTHERN MIDDLESEX HIGHWAY TIP PROJECTS UNDER CONSTRUCTION

Community	MassDOT Project ID	Project Description	AD Date	Total Federal Participating Construction Cost (TFPCC)	Expected Construction Completion Date
Dracut	608350	DRACUT- IMPROVEMENTS ON NASHUA ROAD	12/18/2021	\$7,661,779	-
Tewksbury	608297	TEWKSBURY- RESURFACING AND SIDEWALK RECONSTRUCTION ON ROUTE 38 BEGINNING AT COLONIAL DRIVE NORTH TO THE INTERSECTION OF OLD BOSTON ROAD APPROXIMATELY 1.5 MILES	9/11/2021	\$4,319,080	-
Dunstable	608603	DUNSTABLE- IMPROVEMENTS ON MAIN STREET (ROUTE 113), FROM PLEASANT STREET TO 750 FT EAST OF WESTFORD STREET	9/11/2021	\$5,212,263	-
Chelmsford	610724	CHELMSFORD- MEDFORD- SOMERVILLE- STONEHAM- INTERSTATE PRESERVATION ON I-93 & I-495	1/23/2021	\$7,122,057	8/22/2023
Chelmsford	608375	CHELMSFORD-INTERSECTION IMPROVEMENTS AT BOSTON ROAD AND CONCORD ROAD	8/29/2020	\$3,224,497	4/2/2023
Tewksbury	609038	LOWELL-TEWKSBURY-INTERSECTION IMPROVEMENTS AT ANDOVER STREET (ROUTE 133) AND RIVER ROAD	5/9/2020	\$4,662,126	9/23/2024
Tewksbury	608346	TEWKSBURY- INTERSECTION IMPROVEMENTS AT MAIN STREET, SALEM ROAD AND SOUTH STREET	7/20/2019	\$3,778,709	3/21/2022
Chelmsford	608344	CHELMSFORD- INTERSECTION IMPROVEMENTS AT ROUTE 129 AND RIVERNECK ROAD	6/22/2019	\$5,723,038	10/3/2021

TABLE 18: NORTHERN MIDDLESEX HIGHWAY TIP PROJECTS UNDER CONSTRUCTION

Community	MassDOT Project ID	Project Description	AD Date	Total Federal Participating Construction Cost (TFPCC)	Expected Construction Completion Date
Lowell	608420	LOWELL-RECONSTRUCTION AND REHABILITATION OF FIVE BRIDGES (ENEL BRIDGES) TIGER GRANT	7/29/2017	\$13,389,750	4/26/2022
Billerica/ Bedford/ Burlington	29492	BEDFORD- BILLERICA- MIDDLESEX TURNPIKE IMPROVEMENTS, FROM CROSBY DRIVE NORTH TO MANNING ROAD, INCLUDES RECONSTRUCTION OF B-04-006 (PHASE III)	9/24/2016	\$37,513,150	6/6/2023
Lowell	602932	LOWELL- BRIDGE REPLACEMENT, L-15-058, VFW HIGHWAY OVER BEAVER BROOK	9/19/2015	\$18,189,152	-

REGIONALLY SIGNIFICANT TRANSPORTATION PROJECTS

In accordance with 23 CFR 450.326(f), the TIP must include a listing of regionally significant projects in the region. There are four regionally significant projects in the Northern Middlesex region: the Middlesex Turnpike Phase III in Bedford and Billerica, the I-495 add-a-lane project in Lowell, Tewksbury, Chelmsford and Westford, The Exit 36 Interchange Project in Tyngsborough and Nashua, and the replacement of the Rourke Bridge in Lowell. The Middlesex Turnpike Phase III project in Bedford and Billerica is under construction, expected to be complete in 2023. Preliminary design and environmental permitting is underway on the Rourke Bridge replacement project and construction funding is programmed in FFY 2024 of the TIP, due to increased funding to the State via the BIL.

AIR QUALITY CONFORMITY DETERMINATION – NORTHERN MIDDLESEX MPO

This section documents the latest air quality conformity determination for the 1997 ozone National Ambient Air Quality Standards (NAAQS) in the Northern Middlesex Region. It covers the applicable conformity requirements according to the latest regulations, regional designation status, legal considerations, and federal guidance. Further details and background information are provided below:

INTRODUCTION

The 1990 Clean Air Act Amendments (CAAA) require metropolitan planning organizations within nonattainment and maintenance areas to perform air quality conformity determinations prior to the approval of Long-Range Transportation Plans (LRTPs) and Transportation Improvement Programs (TIPs), and at such other times as required by regulation. Clean Air Act (CAA) section 176(c) (42 U.S.C. 7506(c)) requires that federally funded or approved highway and transit activities are consistent with (“conform to”) the purpose of the State Implementation Plan (SIP). Conformity to the purpose of the SIP means that means Federal Highway Administration (FHWA) and Federal Transit Administration (FTA) funding and approvals are given to highway and transit activities that will not cause or contribute to new air quality violations, worsen existing violations, or delay timely attainment of the relevant NAAQS or any interim milestones (42 U.S.C. 7506(c)(1)). EPA’s transportation conformity rules establish the criteria and procedures for determining whether metropolitan transportation plans, transportation improvement programs (TIPs), and federally supported highway and transit projects conform to the SIP (40 CFR Parts 51.390 and 93).

A nonattainment area is one that the U.S. Environmental Protection Agency (EPA) has designated as not meeting certain air quality standards. A maintenance area is a nonattainment area that now meets the standards and has been re-designated as maintaining the standard. A conformity determination is a demonstration that plans, programs, and projects are consistent with the State Implementation Plan (SIP) for attaining the air quality standards. The CAAA requirement to perform a conformity determination ensures that federal approval and funding go to transportation activities that are consistent with air quality goals.

LEGISLATIVE AND REGULATORY BACKGROUND

The entire Commonwealth of Massachusetts was previously classified as nonattainment for ozone, and was divided into two nonattainment areas. The Eastern Massachusetts ozone nonattainment area included Barnstable, Bristol, Dukes, Essex, Middlesex, Nantucket, Norfolk, Plymouth, Suffolk, and Worcester counties. Berkshire, Franklin, Hampden, and Hampshire counties comprised the Western Massachusetts ozone nonattainment area. With these classifications, the 1990 Clean Air Act Amendments (CAAA) required the Commonwealth to reduce its emissions of volatile organic compounds (VOCs) and nitrogen oxides (NO_x), the two major precursors to ozone formation to achieve attainment of the ozone standard.

The 1970 Clean Air Act defined a one-hour national ambient air quality standard (NAAQS) for ground-level ozone. The 1990 CAAA further classified degrees of nonattainment of the one-hour standard based on the severity of the monitored levels of the pollutant. The entire commonwealth of

Massachusetts was classified as being in serious nonattainment for the one-hour ozone standard, with a required attainment date of 1999. The attainment date was later extended, first to 2003 and a second time to 2007.

In 1997, the EPA proposed a new, eight-hour ozone standard that replaced the one-hour standard, effective June 15, 2005. Scientific information had shown that ozone could affect human health at lower levels, and over longer exposure times than one hour. The new standard was challenged in court, and after a lengthy legal battle, the courts upheld it. It was finalized in June 2004. The eight-hour standard is 0.08 parts per million, averaged over eight hours and not to be exceeded more than once per year. Nonattainment areas were again further classified based on the severity of the eight-hour values. Massachusetts as a whole was classified as being in moderate nonattainment for the eight-hour standard, and was separated into two nonattainment areas—Eastern Massachusetts and Western Massachusetts.

In March 2008, EPA published revisions to the eight-hour ozone NAAQS establishing a level of 0.075 ppm, (March 27, 2008; 73 FR 16483). In 2009, EPA announced it would reconsider this standard because it fell outside of the range recommended by the Clean Air Scientific Advisory Committee. However, EPA did not take final action on the reconsideration so the standard would remain at 0.075 ppm.

After reviewing data from Massachusetts monitoring stations, EPA sent a letter on December 16, 2011 proposing that only Dukes County would be designated as nonattainment for the new proposed 0.075 ozone standard. Massachusetts concurred with these findings.

On May 21, 2012, (77 FR 30088), the final rule was published in the Federal Register, defining the 2008 NAAQS at 0.075 ppm, the standard that was promulgated in March 2008. A second rule published on May 21, 2012 (77 FR 30160), revoked the 1997 ozone NAAQS to occur one year after the July 20, 2012 effective date of the 2008 NAAQS.

Also on May 21, 2012, the air quality designations areas for the 2008 NAAQS were published in the Federal Register. In this Federal Register, the only area in Massachusetts that was designated as nonattainment is Dukes County. All other Massachusetts counties were designated as attainment/unclassified for the 2008 standard. On March 6, 2015, (80 FR 12264, effective April 6, 2015) EPA published the Final Rulemaking, “Implementation of the 2008 National Ambient Air Quality Standards (NAAQS) for Ozone: State Implementation Plan Requirements; Final Rule.” This rulemaking confirmed the removal of transportation conformity to the 1997 Ozone NAAQS and the replacement with the 2008 Ozone NAAQS, which (with actually a stricter level of allowable ozone concentration than the 1997 standards) classified Massachusetts as “Attainment/unclassifiable” (except for Dukes County).

However, on February 16, 2018, the United States Court of Appeals for the District of Columbia Circuit in *South Coast Air Quality Mgmt. District v. EPA* (“*South Coast II*,” 882 F.3d 1138) held that transportation conformity determinations must be made in areas that were either nonattainment or maintenance for the 1997 ozone NAAQS and attainment for the 2008 ozone NAAQS when the 1997 ozone NAAQS was revoked. Conformity determinations are required in these areas after February 16, 2019. On November 29, 2018, EPA issued *Transportation Conformity Guidance for the South Coast II Court Decision* (EPA-420-B-18-050, November 2018) that addresses how transportation conformity determinations can be made in these

areas. According to the guidance, both Eastern and Western Massachusetts, along with several other areas across the country, are now defined as “orphan nonattainment areas” – areas that were designated as nonattainment for the 1997 ozone NAAQS at the time of its revocation (80 FR 12264, March 6, 2015) and were designated attainment for the 2008 ozone NAAQS in EPA’s original designations rule for this NAAQS (77 FR 30160, May 21, 2012).

CURRENT CONFORMITY DETERMINATION

After 2/16/19, as a result of the court ruling and the subsequent federal guidance, transportation conformity for the 1997 NAAQS – intended as an “anti-backsliding” measure – now applies to both of Massachusetts’ orphan areas. Therefore, a conformity determination was made for the 1997 ozone NAAQS on the 2020-2040 Regional Transportation Plans. This conformity determination was finalized in July 2019 following each MPO’s previous endorsement of their regional transportation plan, and approved by the Massachusetts Divisions of FHWA and FTA on October 15, 2019. This conformity determination continues to be valid for the Northern Middlesex FFY 2023-2027 Transportation Improvement Program, and Massachusetts’ FFY 2023-2027 STIP, as each is developed from the conforming 2020-2040 Regional Transportation Plans.

The transportation conformity regulation at 40 CFR 93.109 sets forth the criteria and procedures for determining conformity. The conformity criteria for TIPs and RTPs include: latest planning assumptions (93.110), latest emissions model (93.111), consultation (93.112), transportation control measures (93.113(b) and (c), and emissions budget and/or interim emissions (93.118 and/or 93.119).

For the 1997 ozone NAAQS areas, transportation conformity for TIPs and RTPs for the 1997 ozone NAAQS can be demonstrated without a regional emissions analysis, per 40 CFR 93.109(c). This provision states that the regional emissions analysis requirement applies one year after the effective date of EPA’s nonattainment designation for a NAAQS and until the effective date of revocation of such NAAQS for an area. The 1997 ozone NAAQS revocation was effective on April 6, 2015, and the *South Coast II* court upheld the revocation. As no regional emission analysis is required for this conformity determination, there is no requirement to use the latest emissions model, or budget or interim emissions tests.

Therefore, transportation conformity for the 1997 ozone NAAQS for the Northern Middlesex FFY 2023-2027 Transportation Improvement Program and 2020-2040 Regional Transportation Plans can be demonstrated by showing that remaining requirements in Table 1 in 40 CFR 93.109 have been met. These requirements, which are laid out in Section 2.4 of EPA’s guidance and addressed below, include:

- Latest planning assumptions (93.110)
- Consultation (93.112)
- Transportation Control Measures (93.113)
- Fiscal Constraint (93.108)

LATEST PLANNING ASSUMPTIONS:

The use of latest planning assumptions in 40 CFR 93.110 of the conformity rule generally apply to regional emissions analysis. In the 1997 ozone NAAQS areas, the use of latest planning assumptions requirement applies to assumptions about transportation control measures (TCMs) in an approved SIP (See following section on Timely Implementation of TCMs).

CONSULTATION:

The consultation requirements in 40 CFR 93.112 were addressed both for interagency consultation and public consultation. Interagency consultation was conducted with FHWA, FTA, US EPA Region 1, MassDEP, and the Massachusetts MPOs on March 6, 2019 to discuss the latest conformity-related court rulings and resulting federal guidance. Regular and recurring interagency consultations have been held since on an (at least) annual schedule, with the most recent conformity consultation held on April 27, 2022. This ongoing consultation is conducted in accordance with the following:

- Massachusetts' Air Pollution Control Regulations 310 CMR 60.03 "Conformity to the State Implementation Plan of Transportation Plans, Programs, and Projects Developed, Funded or Approved Under Title 23 USC or the Federal Transit Act"
- The Commonwealth of Massachusetts Memorandum of Understanding among the Massachusetts Department of Transportation, Massachusetts Department of Environmental Protection, Massachusetts Metropolitan Planning Organizations, and Regional Transit Authorities, titled The Conduct of Air Quality Planning and Coordination for Transportation Conformity (dated September 16, 2019)

Public consultation was conducted consistent with planning rule requirements in 23 CFR 450 in accordance with the region's public participation plan (www.nmcog.org/public-participation).

Title 23 CFR Section 450.324 and 310 CMR 60.03(6)(h) requires that the development of the TIP, RTP, and related certification documents provide an adequate opportunity for public review and comment. Section 450.316(b) also establishes the outline for MPO public participation programs. The Northern Middlesex MPO's Public Participation Plan was formally adopted in 2016. The Public Participation Plan ensures that the public will have access to the TIP and all supporting documentation, provides for public notification of the availability of the TIP and the public's right to review the document and comment thereon, and provides a 21-day public review and comment period prior to the adoption of the TIP and related certification documents.

The public comment period for this conformity determination commenced on May 2, 2022. During the 21-day public comment period, any comments received were incorporated into this plan. This allowed ample opportunity for public comment and MPO review of the draft document. The public comment period will close on May 23, 2022 and subsequently, the Northern Middlesex MPO is expected to endorse this air quality conformity determination on May 25, 2022. These procedures comply with the associated federal requirements.

TIMELY IMPLEMENTATION OF TRANSPORTATION CONTROL MEASURES:

Transportation Control Measures (TCMs) have been required in the SIP in revisions submitted to EPA in 1979 and 1982. All SIP TCMs have been accomplished through construction or through implementation of ongoing programs. All of the projects have been included in the Region's Transportation Plan (present or past) as recommended projects or projects requiring further study.

FISCAL CONSTRAINT:

Transportation conformity requirements in 40 CFR 93.108 state that TIPs and transportation plans and must be fiscally constrained consistent with DOT's metropolitan planning regulations at 23 CFR part 450. The Northern Middlesex 2023-2027 Transportation Improvement Program and 2020-2040 Regional Transportation Plan are fiscally constrained, as demonstrated in this document.

The requirement to perform a conformity determination for carbon monoxide (CO) for the city of Lowell has expired. On April 22, 2002, the EPA classified Lowell as being in attainment (in compliance) for CO emissions. Subsequently, a EPA-approved CO limited maintenance plan was set up through the Massachusetts SIP to ensure that emission levels did not increase. While the maintenance plan was in effect, past TIPs and RTPs included an air quality conformity determination against a "budget test" (using "hot spot" analyses as needed at the project level) for Lowell. As of April 22, 2022, however, the 20-year maintenance period for this CO area expired and transportation conformity is no longer required for this pollutant in this municipality. This ruling is documented in a letter from EPA dated April 25, 2022.

In summary and based upon the entire process described above, the Northern Middlesex MPO has prepared this conformity determination for the 1997 Ozone NAAQS in accordance with EPA's and Massachusetts' latest conformity regulations and guidance. This conformity determination process demonstrates that the FFY 2023-2027 Transportation Improvement Program and the 2020-2040 Regional Transportation Plan meet the Clean Air Act and Transportation Conformity Rule requirements for the 1997 Ozone NAAQS, and have been prepared following all the guidelines and requirements of these rules during this time period.

Therefore, the implementation of the Northern Middlesex MPO's FFY 2023-2027 Transportation Improvement Program and the 2020-2040 Regional Transportation Plan are consistent with the air quality goals of, and in conformity with, the Massachusetts State Implementation Plan.

APPENDIX A: GREENHOUSE GAS MONITORING SUMMARY

FFY 2023-2027 TIP: GREENHOUSE GAS SUMMARY

MassDOT Project ID	Project Description	TIP Year	Total Programmed Funds	GHG Analysis Type	GHG CO ₂ Impact (kg/yr)	GHG Impact Description
605178	BILLERICA- REHABILITATION ON BOSTON ROAD (ROUTE 3A) FROM BILLERICA TOWN CENTER TO FLOYD STREET	2022/2023	\$12,065,409	Quantified	-2,870	Quantified Decrease in Emissions from Bicycle and Pedestrian Infrastructure
608774	LOWELL-TEWKSBURY- ROUTE 38 INTERSECTION IMPROVEMENTS	2023	\$3,339,235	Qualitative		Qualitative Decrease in Emissions
612658	TEWKSBURY- BRIDGE PRESERVATION OF T-03-014, I-495 OVER ROUTE 133, AND T-03-015, I-495 OVER ROUTE 38	2023	\$5,160,000	Qualitative		No assumed impact/negligible impact on emissions
612656	WESTFORD- BRIDGE PRESERVATION, W-26-018, W-26-019, I-495 (NB/SB) OVER CONCORD AND BOSTON ROAD	2023	\$2,383,696	Qualitative		No assumed impact/negligible impact on emissions
RTD0010678	LRTA - TERMINAL & BUILDING EQUIPMENT AND MAINTENANCE	2023	\$400,000	Qualitative		No assumed impact/negligible impact on emissions
RTD0010679	LRTA - IT EQUIPMENT & MAINTENANCE	2023	\$15,000	Qualitative		No assumed impact/negligible impact on emissions
RTD0010680	LRTA - REVENUE VEHICLE REPLACEMENT - 35FT HYBRIDS (2) (5339b) - DISCRETIONARY	2023	\$500,000	Quantified	-27,610	Quantified Decrease in Emissions from Bus Replacement
RTD0010681	LRTA - OPERATING ASSISTANCE 2023 (5307)	2023	\$9,539,532	Qualitative		No assumed impact/negligible impact on emissions
RTD0010682	LRTA -SHORT RANGE TRANSIT PLANNING 2023	2023	\$110,000	Qualitative		No assumed impact/negligible impact on emissions
RTD0010683	LRTA - PURCHASE CAPITAL SPARE PARTS	2023	\$100,000	Qualitative		No assumed impact/negligible impact on emissions
RTD0010695	LRTA - LOWELL - REHAB FIXED ROUTE FUELING STATION	2023	\$400,000	Qualitative		No assumed impact/negligible impact on emissions
RTD0010705	LRTA - OPERATING ASSISTANCE 2023 (CARES ACT)	2023	\$2,700,000	Qualitative		No assumed impact/negligible impact on emissions
RTD0010707	LRTA - REVENUE VEHICLE REPLACEMENT - 35FT HYBRIDS (2) (5307)	2023	\$990,000	Quantified		Quantified Decrease in Emissions from Bus Replacement - See RTD0010680
RTD0011203	LRTA - LOWELL - REHAB ADA/COMMUTER ACCESS WAY	2023	\$3,000,000	Qualitative		No assumed impact/negligible impact on emissions
TBD	LRTA - REVENUE VEHICLE REPLACEMENT OF FIXED ROUTE CUTAWAY VANS (5339b)	2023	\$720,000	Quantified	-18,189	Quantified Decrease in Emissions from Bus Replacement
TBD	LRTA - PURCHASE AUTOMATED PASSENGER COUNTERS (50) (5307)	2023	\$81,191	Qualitative		No assumed impact/negligible impact on emissions
TBD	LRTA - PURCHASE AUTOMATED PASSENGER COUNTERS (50) (5339)	2023	\$218,809	Qualitative		No assumed impact/negligible impact on emissions

FFY 2023-2027 TIP: GREENHOUSE GAS SUMMARY

MassDOT Project ID	Project Description	TIP Year	Total Programmed Funds	GHG Analysis Type	GHG CO ₂ Impact (kg/yr)	GHG Impact Description
608227	BILLERICA-YANKEE DOODLE BIKE PATH CONSTRUCTION (PHASE I) (Statewide CMAQ outside targets)	2024	\$9,206,382	Quantified	-147,642	Quantified Decrease in Emission due to Bike Path
612631	CHELMSFORD- BRIDGE REPLACEMENT, C-08-039, GORHAM STREET (ST 3A) OVER I-495 AND REHABILITATION OF C-08-036, WESTFORD STREET OVER I-495 (DB)	2024	\$24,477,536	Qualitative		No assumed impact/negligible impact on emissions
609510	DRACUT- IMPROVEMENTS AT GEORGE ENGLSBY ELEMENTARY SCHOOL (SRTS)	2024	\$995,100	Qualitative		Qualitative Decrease in Emissions
607887	LOWELL- ROURKE BRIDGE REPLACEMENT, L-15-088, WOOD STREET EXTENSION OVER BOSTON AND MAINE RAILROAD AND MERRIMAC RIVER	2024	\$169,000,000	Qualitative		Qualitative Decrease in Emissions
609035	WESTFORD- REHABILITATION OF BOSTON ROAD	2024	\$10,257,814	Quantified	-3,447	Quantified Decrease in Emissions from Bicycle and Pedestrian Infrastructure
608861	WESTFORD-BRIDGE REPLACEMENT STONY BROOK ROAD OVER STONY BROOK (Bridge project outside targets)	2024	\$1,636,362	Qualitative		No assumed impact/negligible impact on emissions
RTD0010684	LRTA - OPERATING ASSISTANCE 2024 (5307)	2024	\$10,089,723	Qualitative		No assumed impact/negligible impact on emissions
RTD0010685	LRTA - TERMINAL & BUILDING EQUIPMENT AND MAINTENANCE	2024	\$100,000	Qualitative		No assumed impact/negligible impact on emissions
RTD0010686	LRTA - PURCHASE CAPITAL SPARE PARTS	2024	\$100,000	Qualitative		No assumed impact/negligible impact on emissions
RTD0010687	LRTA -SHORT RANGE TRANSIT PLANNING 2024	2024	\$110,000	Qualitative		No assumed impact/negligible impact on emissions
RTD0010688	LRTA - REVENUE VEHICLE REPLACEMENT - 35FT HYBRIDS (1)	2024	\$781,000	Quantified	-13,085	Quantified Decrease in Emissions from Bus Replacement (hybrid to hybrid)
RTD0010689	LRTA - IT EQUIPMENT & MAINTENANCE	2024	\$10,000	Qualitative		No assumed impact/negligible impact on emissions
RTD0010696	LRTA - LOWELL - GALLAGHER PARKING GARAGE UPGRADES	2024	\$200,000	Qualitative		No assumed impact/negligible impact on emissions
RTD0010704	LRTA - PURCHASE GARAGE AND STREET SWEEPER (1)	2024	\$60,000	Qualitative		No assumed impact/negligible impact on emissions
RTD0010706	LRTA - OPERATING ASSISTANCE 2024 (CARES ACT)	2024	1293470	Qualitative		No assumed impact/negligible impact on emissions
RTD0011204	LRTA - OPERATING ASSISTANCE 2024 (ARPA)	2024	\$1,206,530	Qualitative		No assumed impact/negligible impact on emissions
RTD0011205	LRTA - PURCHASE BACKUP GENERATOR FOR ADMIN/GALLAGHER TERMINAL	2024	\$225,000	Qualitative		No assumed impact/negligible impact on emissions
607401	CHELMSFORD- TRAFFIC SIGNAL INSTALLATION AT ROUTE 110 & ROUTE 495 (2 LOCATIONS)	2025	\$1,209,760	Qualitative		Qualitative Decrease in Emissions
605966	LOWELL-RECONSTRUCTION & RELATED WORK ON VFW HIGHWAY	2025	\$8,259,792	Qualitative		Qualitative Decrease in Emissions
612096	WESTFORD- INTERSTATE MAINTENANCE AND RELATED WORK ON I-495	2025	\$5,472,000	Qualitative		Qualitative Decrease in Emissions
RTD0010690	LRTA - TERMINAL & BUILDING EQUIPMENT AND MAINTENANCE	2025	\$200,000	Qualitative		No assumed impact/negligible impact on emissions
RTD0010691	LRTA - IT EQUIPMENT & MAINTENANCE	2025	\$10,000	Qualitative		No assumed impact/negligible impact on emissions
RTD0010692	LRTA - PURCHASE CAPITAL SPARE PARTS	2025	\$100,000	Qualitative		No assumed impact/negligible impact on emissions
RTD0010693	LRTA - OPERATING ASSISTANCE 2025 (5307)	2025	\$11,167,415	Qualitative		No assumed impact/negligible impact on emissions
RTD0010694	LRTA - SHORT RANGE TRANSIT PLANNING 2025	2025	\$110,000	Qualitative		No assumed impact/negligible impact on emissions
RTD0011206	LRTA - OPERATING ASSISTANCE 2025 (ARPA)	2025	\$1,800,000	Qualitative		No assumed impact/negligible impact on emissions
RTD0011207	LOWELL - GARAGE DECKING REPAIRS	2025	\$100,000	Qualitative		No assumed impact/negligible impact on emissions
RTD0011208	LRTA - LOWELL - FACILITY UPGRADES & CHARGING INFRASTRUCTURE FOR ELECTRIC VEHICLES - DISCRETIONARY	2025	\$2,000,000	Qualitative		No assumed impact/negligible impact on emissions

FFY 2023-2027 TIP: GREENHOUSE GAS SUMMARY

MassDOT Project ID	Project Description	TIP Year	Total Programmed Funds	GHG Analysis Type	GHG CO ₂ Impact (kg/yr)	GHG Impact Description
609250	BILLERICA-INTERSECTION IMPROVEMENTS AT BOSTON ROAD (ROUTE 3A), LEXINGTON STREET AND GLAD VALLEY ROAD	2026	\$4,290,400	Qualitative		Qualitative Decrease in Emissions
609317	CHELMSFORD-IMPROVEMENTS ON CHELMSFORD STREET (ROUTE 110)	2026/2027	\$10,950,000	Qualitative		Qualitative Decrease in Emissions
RTD0010697	LRTA - OPERATING ASSISTANCE 2026 (5307)	2026	\$12,047,256	Qualitative		No assumed impact/negligible impact on emissions
RTD0010698	LRTA - SHORT RANGE TRANSIT PLANNING 2026	2026	\$110,000	Qualitative		No assumed impact/negligible impact on emissions
RTD0010699	LRTA - PURCHASE CAPITAL SPARE PARTS	2026	\$100,000	Qualitative		No assumed impact/negligible impact on emissions
RTD0010700	LRTA - TERMINAL & BUILDING EQUIPMENT AND MAINTENANCE	2026	\$100,000	Qualitative		No assumed impact/negligible impact on emissions
RTD0010701	LRTA - IT EQUIPMENT & MAINTENANCE	2026	\$10,000	Qualitative		No assumed impact/negligible impact on emissions
RTD0010703	LRTA - REVENUE VEHICLE REPLACEMENT - BATTERY ELECTRIC BUSES (6)	2026	\$6,600,000	Quantified	-109,476	Quantified Decrease in Emissions due to Bus Replacement
RTD0011209	LRTA - OPERATING ASSISTANCE 2026 (ARPA)	2026	\$1,309,181	Qualitative		No assumed impact/negligible impact on emissions
612609	TEWKSBURY- INTERSECTION IMPROVEMENTS AT MAIN STREET/PLEASANT STREET & NORTH STREET/EAST STREET	2027	\$4,191,345	Qualitative		Qualitative decrease in emissions
RTD0011231	LRTA - OPERATING ASSISTANCE 2026 (5307)	2027	\$12,047,256	Qualitative		No assumed impact/negligible impact on emissions
RTD0011232	LRTA - SHORT RANGE TRANSIT PLANNING 2026	2027	\$110,000	Qualitative		No assumed impact/negligible impact on emissions
RTD0011233	LRTA - PURCHASE CAPITAL SPARE PARTS	2027	\$100,000	Qualitative		No assumed impact/negligible impact on emissions
RTD0011234	LRTA - TERMINAL & BUILDING EQUIPMENT AND MAINTENANCE	2027	\$100,000	Qualitative		No assumed impact/negligible impact on emissions
RTD0011235	LRTA - IT EQUIPMENT & MAINTENANCE	2027	\$10,000	Qualitative		No assumed impact/negligible impact on emissions
RTD0011236	LRTA - REVENUE VEHICLE REPLACEMENT - BATTERY ELECTRIC BUSES (6)	2027	\$6,600,000	Quantified	-218,952	Quantified Decrease in Emissions due to Bus Replacement
RTD0011237	LRTA - OPERATING ASSISTANCE 2026 (ARPA)	2027	\$1,309,181	Qualitative		No assumed impact/negligible impact on emissions

APPENDIX B: NMMPO PUBLIC COMMENT SUMMARY

DRAFT FFY 2023-2027 TRANSPORTATION IMPROVEMENT PROGRAM

COMMENT PERIOD: MAY 2-MAY 23, 2022

PUBLIC MEETING DATE: MAY 10, 2022

COMMENT 1: FEDERAL HIGHWAY ADMINISTRATION – MAY 11, 2022

1. Appreciate the org chart-style graphics of the MPO representation, this was helpful. Has the MPO considered the updated requirement in 23 U.S.C. 134 (under IIJA) when designating officials for the first time (23 USC 134(d)(1)(D) specifically): "In designating officials or representatives under paragraph (2) for the first time, subject to the bylaws or enabling statute of the metropolitan planning organization, the metropolitan planning organization shall consider the equitable and proportional representation of the population of the metropolitan planning area."
2. Notice of the Availability of the TIP: "...posted on the NMCOG website..."
Is the link to the tip only posted for the final draft? In my rough searching, I could not find the draft tip on the website.
3. Highway Funding Categories: For consideration, IIJA introduced two additional formula funding programs under Contract Authority (CA) - PROTECT and Carbon Reduction. Additional formula programs were also established (NEVI, Bridge Formula), but these are not funded out of CA so not the same as the funds listed here.
4. Tables 11 & 12: Does this funding include only target funding? Or is it target funding and state funding? Particularly given the large amount in Lowell due to the one project, would that change the analysis?
5. Map 2: This map is great! Are these only target-funded projects, or statewide as well?
6. Table 14: Do the negative amounts in the Federal Apportionment vs. Programmed column reflect anticipated carryover amounts? Or where would be best to identify the remaining balance? Is it possible to show constraint after those carryover amounts are incorporated? Or is that the net amount shown in the far-right column?
7. Appendix F: Is a similar estimate of funding for operations and maintenance available for Fed-aid highways? 23 CFR 450.326(f) requires: "system-level estimates of costs and revenue sources that are reasonably expected to be available to adequately operate and maintain **Federal-aid highways**...and public transportation"

Staff Response:

1. Our designees are generally determined by others. The LRTA chair is on the MPO as well as a designated representative from a community outside of Lowell on the LRTA Board. NMCOG has two representatives, the NMCOG Chair and a MPO representative, who are determined by vote of NMCOG members on an annual basis. The Lowell representative is chosen by the City Council. MassDOT members include the Secretary and the Highway Administrator. If new membership occurs, the MPO will consider equity in its decision-making.

2. TIP has been added to the TIP page on the website in addition to the opportunities for public comment and announcements on the home page.
3. Noted.
4. Tables 11 and 12 reflect total programming in the TIP, including both Federal and state match. The Rourke bridge project skews the spending towards Lowell, which leads to reported higher levels in funding to Title VI/EJ communities compared to previous iterations of the TIP.
5. Map 5 includes both target and statewide projects programmed in the TIP.
6. The negative amounts do not reflect carryover, rather just the anticipated programming in the specific fiscal year. The remaining balance is in the last column of Table 14 on the far right.
7. Yes, the estimate of funding for highway O&M has been added to Appendix F.

COMMENT 2: MASSDOT OFFICE OF TRANSPORTATION PLANNING – MAY 17, 2022

Please see comment sheet on the following pages. Staff responses have been incorporated into the sheet sent from MassDOT.

MPO Liaison TIP Review Checklist

Completeness

ID	Review Item	Comments	NMCOG Response	Reference
A1	* Table of Contents is accurate and internally-linked.	Please ensure all items in the table of contents are internally-linked. Items after Regional Equity are not linked to their respective section.	Updated Table of Contents to ensure all links are active.	✓ -- for use in column B
A2	* Document has no broken links.			✗ -- for use in column B
A3	* MPO self certification statement is included.			
A4	* GHG certification is included.			
A5	* Air Quality Conformity statement is included.			
A6	* Document has no text or image placeholders.			
A7	* Charts, tables, and maps are legible and properly annotated.			
A8	* Document passes an accessible check.			
A9	* Document is available in relevant languages per the MPO's Title VI Plan.			
A10	* List of MPO members is current.	If including MPO member list on signatory page, please add Highway Administrator Jonathan Gulliver.	Updated Signatory page to include only Secretary Tesler as required. Added Table 7, which includes a list of current MPO members.	
A11	* Signatory sheet is included and accurate.	Signatory sheet only requires Secretary Tesler.	MPO acknowledges that the only required signature is Secretary Tesler and has updated signatory pages.	
A12	* Acronyms and partner agency lists are up to date.			
A13	* Dates listed w/in TIP reflect FFY 2023–2027.	Please update reference to this TIP, FFY2023 - 2027 (page 51 second to last paragraph)	Updated reference.	

Narrative

ID	Review Item	Comments	Reference
B1	* TIP outlines MPO institutional organization.		
B2	* TIP links back to national planning factors.		
B3	* TIP references the RTP and the UPWP.		
B4	* TIP narrative is concise and reader-friendly.		
B5	* TIP discusses evaluation scoring.		
B6	* TIP includes project scoring table.		
B7	* TIP describes public participation process.		
B8	* TIP includes procedures for adjustments and amendments, including any deviations from MassDOT guidelines.		
B9	* TIP describes funding sources accurately.		https://www.fhwa.dot.gov/speciaifunding/

Performance Measurement

ID	Review Item	Comments	Reference
C1	* TIP includes discussion of target-setting process.		
C2	* TIP references relevant Transit Asset Management (TAM) Plans and includes all TAM Plan targets.		https://www.transit.dot.gov/TAM/TAMPlans
C3	* TIP references relevant Public Transportation Agency Safety Plans (PTASPs) and includes all PTASP targets		https://www.transit.dot.gov/PTASP
C4	* TIP includes current adopted performance targets.		PM1, PM2, PM3, TAM, and any regionally-derived targets
C5	* TIP discusses relationship between performance targets and project selection.		
C6	Discussion on performance measures compares regional data to statewide data where available.		

Project Listing

ID	Review Item	Comments	Reference
D1	* Financial projections align with MassDOT guidance.		

D2	x *	TIP template is formatted correctly.	When exporting the STIP Investment Reports please check Add'l Information check box.		
D3	✓ *	Projects use MassDOT ProjectInfo TFPCs.			
D4	✓ *	Out year expenditures have the appropriate inflation assumptions.			2024: 4%; 2025: 8%; 2026: 12%; 2027: 16%
D5	✓ *	Projects use MassDOT ProjectInfo description.			
D6	x *	Additional comment field contains all necessary info.	Please include all necessary information in the additional comment field	Updated additional comment field	Total cost, AC, Year-of-expenditure, TEC scores
D7	✓ *	MassDOT projects are (accurately) included into regional template.			
D8	✓ *	Regional target projects adhere to Readiness Days feedback.			
D9	✓ *	List includes all projects, including FLAP, FLTP, and Tribal projects.			
D10	x *	Transit TIP is formatted properly.	Transit project list will need revision, please reach out to MPO liaison.	Updated TIP to include eSTIP Transit Project Report	Should be unchanged from GrantsPlus

Impact Analysis

ID	Review Item	Comments	Reference
E1	✓ * TIP includes GHG certification.		
E2	✓ * GHG analysis is available for all (and only) funded projects.		
E3	✓ * All projects are appropriately labeled as qualitative or quantitative.		
E4	✓ * Transit projects have been analyzed for GHG.		
E5	✓ * Past and current TIP projects have been analyzed for geographic equity, including a relevant table of programming by municipality.		
E6	✓ * Past and current TIP projects have been analyzed for social equity.		
E7	x * Social equity analysis considers Title VI / language access.	Please consider including limited English proficiency for the equity analysis. (narrative summary is fine)	We will look to expand the LEP analysis in the TIP moving forward. We've added a short narrative to summarize.
E8	✓ * Social equity analysis considers EJ populations, including both federal and state definitions.		
E9	✓ * Equity analysis includes a narrative to accompany any figures.		

* indicates required by state or federal regulation.

APPENDIX C: TIP PROGRAM SUMMARIES

PERFORMANCE MEASURE CATEGORY – TIP PROJECTS

FFY 2023-2027 TIP PROJECTS BY PRIMARY PERFORMANCE MEASURE CATEGORY

Community	Project #	Project Description	Proposed TIP Year	Total Federal Participating Construction Cost (as of April 1, 2022)	Primary Performance Measures Category
BillERICA	605178	BILLERICA- REHABILITATION ON BOSTON ROAD (ROUTE 3A) FROM BILLERICA TOWN CENTER TO FLOYD STREET	2022/2023	\$12,065,409	Congestion
Lowell/ Tewksbury	608774	LOWELL-TEWKSBURY- ROUTE 38 INTERSECTION IMPROVEMENTS	2023	\$3,339,235	Safety
Tewksbury	612658	TEWKSBURY- BRIDGE PRESERVATION OF T-03-014, I-495 OVER ROUTE 133, AND T-03-015, I-495 OVER ROUTE 38	2023	\$5,160,000	Bridge Performance
Westford	612656	WESTFORD- BRIDGE PRESERVATION, W-26-018, W-26-019, I-495 (NB/SB) OVER CONCORD AND BOSTON ROAD	2023	\$2,383,696	Bridge Performance
LRTA	RTD0010678	LRTA - TERMINAL & BUILDING EQUIPMENT AND MAINTENANCE	2023	\$400,000	State of Good Repair
LRTA	RTD0010679	LRTA - IT EQUIPMENT & MAINTENANCE	2023	\$15,000	State of Good Repair
LRTA	RTD0010680	LRTA - REVENUE VEHICLE REPLACEMENT - 35FT HYBRIDS (2) (5339b) - DISCRETIONARY	2023	\$500,000	State of Good Repair
LRTA	RTD0010681	LRTA - OPERATING ASSISTANCE 2023 (5307)	2023	\$9,539,532	State of Good Repair
LRTA	RTD0010682	LRTA -SHORT RANGE TRANSIT PLANNING 2023	2023	\$110,000	State of Good Repair
LRTA	RTD0010683	LRTA - PURCHASE CAPITAL SPARE PARTS	2023	\$100,000	State of Good Repair
LRTA	RTD0010695	LRTA - LOWELL - REHAB FIXED ROUTE FUELING STATION	2023	\$400,000	State of Good Repair
LRTA	RTD0010705	LRTA - OPERATING ASSISTANCE 2023 (CARES ACT)	2023	\$2,700,000	State of Good Repair
LRTA	RTD0010707	LRTA - REVENUE VEHICLE REPLACEMENT - 35FT HYBRIDS (2) (5307)	2023	\$990,000	State of Good Repair
LRTA	RTD0011203	LRTA - LOWELL - REHAB ADA/COMMUTER ACCESS WAY	2023	\$3,000,000	State of Good Repair
LRTA	TBD	LRTA - REVENUE VEHICLE REPLACEMENT OF FIXED ROUTE CUTAWAY VANS (5339b)	2023	\$720,000	State of Good Repair
LRTA	TBD	LRTA - PURCHASE AUTOMATED PASSENGER COUNTERS (50) (5307)	2023	\$81,191	State of Good Repair
LRTA	TBD	LRTA - PURCHASE AUTOMATED PASSENGER COUNTERS (50) (5339)	2023	\$218,809	State of Good Repair
BillERICA	608227	BILLERICA-YANKEE DOODLE BIKE PATH CONSTRUCTION (PHASE I) (<i>Statewide CMAQ outside targets</i>)	2024	\$9,206,382	Air Quality

FFY 2023-2027 TIP PROJECTS BY PRIMARY PERFORMANCE MEASURE CATEGORY

Community	Project #	Project Description	Proposed TIP Year	Total Federal Participating Construction Cost (as of April 1, 2022)	Primary Performance Measures Category
Chelmsford	612631	CHELMSFORD- BRIDGE REPLACEMENT, C-08-039, GORHAM STREET (ST 3A) OVER I-495 AND REHABILITATION OF C-08-036, WESTFORD STREET OVER I-495 (DB)	2024	\$24,477,536	Bridge Performance
Dracut	609510	DRACUT- IMPROVEMENTS AT GEORGE ENGLSBY ELEMENTARY SCHOOL (SRTS)	2024	\$995,100	Safety
Lowell	607887	LOWELL- ROURKE BRIDGE REPLACEMENT, L-15-088, WOOD STREET EXTENSION OVER BOSTON AND MAINE RAILROAD AND MERRIMAC RIVER	2024	\$169,000,000	Bridge Performance
Westford	609035	WESTFORD- REHABILITATION OF BOSTON ROAD	2024	\$10,257,814	Pavement
Westford	608861	WESTFORD-BRIDGE REPLACEMENT STONY BROOK ROAD OVER STONY BROOK (<i>Bridge project outside targets</i>)	2024	\$1,636,362	Bridge Performance
LRTA	RTD0010684	LRTA - OPERATING ASSISTANCE 2024 (5307)	2024	\$10,089,723	State of Good Repair
LRTA	RTD0010685	LRTA - TERMINAL & BUILDING EQUIPMENT AND MAINTENANCE	2024	\$100,000	State of Good Repair
LRTA	RTD0010686	LRTA - PURCHASE CAPITAL SPARE PARTS	2024	\$100,000	State of Good Repair
LRTA	RTD0010687	LRTA -SHORT RANGE TRANSIT PLANNING 2024	2024	\$110,000	State of Good Repair
LRTA	RTD0010688	LRTA - REVENUE VEHICLE REPLACEMENT - 35FT HYBRIDS (1)	2024	\$781,000	State of Good Repair
LRTA	RTD0010689	LRTA - IT EQUIPMENT & MAINTENANCE	2024	\$10,000	State of Good Repair
LRTA	RTD0010696	LRTA - LOWELL - GALLAGHER PARKING GARAGE UPGRADES	2024	\$200,000	State of Good Repair
LRTA	RTD0010704	LRTA - PURCHASE GARAGE AND STREET SWEEPER (1)	2024	\$60,000	State of Good Repair
LRTA	RTD0010706	LRTA - OPERATING ASSISTANCE 2024 (CARES ACT)	2024	\$1,293,470	State of Good Repair
LRTA	RTD0011204	LRTA - OPERATING ASSISTANCE 2024 (ARPA)	2024	\$1,206,530	State of Good Repair
LRTA	RTD0011205	LRTA - PURCHASE BACKUP GENERATOR FOR ADMIN/GALLAGHER TERMINAL	2024	\$225,000	State of Good Repair
Chelmsford	607401	CHELMSFORD- TRAFFIC SIGNAL INSTALLATION AT ROUTE 110 & ROUTE 495 (2 LOCATIONS)	2025	\$1,209,760	Safety
Lowell	605966	LOWELL-RECONSTRUCTION & RELATED WORK ON VFW HIGHWAY	2025	\$8,259,792	Pavement
Westford	612096	WESTFORD- INTERSTATE MAINTENANCE AND RELATED WORK ON I-495	2025	\$5,472,000	Pavement
LRTA	RTD0010690	LRTA - TERMINAL & BUILDING EQUIPMENT AND MAINTENANCE	2025	\$200,000	State of Good Repair

FFY 2023-2027 TIP PROJECTS BY PRIMARY PERFORMANCE MEASURE CATEGORY

Community	Project #	Project Description	Proposed TIP Year	Total Federal Participating Construction Cost (as of April 1, 2022)	Primary Performance Measures Category
LRTA	RTD0010691	LRTA - IT EQUIPMENT & MAINTENANCE	2025	\$10,000	State of Good Repair
LRTA	RTD0010692	LRTA - PURCHASE CAPITAL SPARE PARTS	2025	\$100,000	State of Good Repair
LRTA	RTD0010693	LRTA - OPERATING ASSISTANCE 2025 (5307)	2025	\$11,167,415	State of Good Repair
LRTA	RTD0010694	LRTA - SHORT RANGE TRANSIT PLANNING 2025	2025	\$110,000	State of Good Repair
LRTA	RTD0011206	LRTA - OPERATING ASSISTANCE 2025 (ARPA)	2025	\$1,800,000	State of Good Repair
LRTA	RTD0011207	LOWELL - GARAGE DECKING REPAIRS	2025	\$100,000	State of Good Repair
LRTA	RTD0011208	LRTA - LOWELL - FACILITY UPGRADES & CHARGING INFRASTRUCTURE FOR ELECTRIC VEHICLES - DISCRETIONARY	2025	\$2,000,000	State of Good Repair
Billerica	609250	BILLERICA-INTERSECTION IMPROVEMENTS AT BOSTON ROAD (ROUTE 3A), LEXINGTON STREET AND GLAD VALLEY ROAD	2026	\$4,290,400	Congestion
Chelmsford	609317	CHELMSFORD-IMPROVEMENTS ON CHELMSFORD STREET (ROUTE 110)	2026/2027	\$10,950,000	Congestion
LRTA	RTD0010697	LRTA - OPERATING ASSISTANCE 2026 (5307)	2026	\$12,047,256	State of Good Repair
LRTA	RTD0010698	LRTA - SHORT RANGE TRANSIT PLANNING 2026	2026	\$110,000	State of Good Repair
LRTA	RTD0010699	LRTA - PURCHASE CAPITAL SPARE PARTS	2026	\$100,000	State of Good Repair
LRTA	RTD0010700	LRTA - TERMINAL & BUILDING EQUIPMENT AND MAINTENANCE	2026	\$100,000	State of Good Repair
LRTA	RTD0010701	LRTA - IT EQUIPMENT & MAINTENANCE	2026	\$10,000	State of Good Repair
LRTA	RTD0010703	LRTA - REVENUE VEHICLE REPLACEMENT - BATTERY ELECTRIC BUSES (6)	2026	\$6,600,000	State of Good Repair
LRTA	RTD0011209	LRTA - OPERATING ASSISTANCE 2026 (ARPA)	2026	\$1,309,181	State of Good Repair
Tewksbury	612609	TEWKSBURY- INTERSECTION IMPROVEMENTS AT MAIN STREET/PLEASANT STREET & NORTH STREET/EAST STREET	2027	\$4,191,345	Safety
LRTA	RTD0011231	LRTA - OPERATING ASSISTANCE 2026 (5307)	2027	\$12,047,256	State of Good Repair
LRTA	RTD0011232	LRTA - SHORT RANGE TRANSIT PLANNING 2026	2027	\$110,000	State of Good Repair
LRTA	RTD0011233	LRTA - PURCHASE CAPITAL SPARE PARTS	2027	\$100,000	State of Good Repair
LRTA	RTD0011234	LRTA - TERMINAL & BUILDING EQUIPMENT AND MAINTENANCE	2027	\$100,000	State of Good Repair
LRTA	RTD0011235	LRTA - IT EQUIPMENT & MAINTENANCE	2027	\$10,000	State of Good Repair
LRTA	RTD0011236	LRTA - REVENUE VEHICLE REPLACEMENT - BATTERY ELECTRIC BUSES (6)	2027	\$6,600,000	State of Good Repair
LRTA	RTD0011237	LRTA - OPERATING ASSISTANCE 2026 (ARPA)	2026	\$1,309,181	State of Good Repair

RTP INVESTMENT PROGRAM – TIP PROJECTS

FFY 2023-2027 TIP PROJECTS BY RTP INVESTMENT PROGRAM

Community	Project #	Project Description	Proposed TIP Year	Total Federal Participating Construction Cost (as of April 1, 2022)	NMMPO Regional Transportation Plan Investment Program
Billerica	605178	BILLERICA- REHABILITATION ON BOSTON ROAD (ROUTE 3A) FROM BILLERICA TOWN CENTER TO FLOYD STREET	2022/2023	\$12,065,409	Roadway/Corridor Improvements
Lowell/Tewksbury	608774	LOWELL-TEWKSBURY- ROUTE 38 INTERSECTION IMPROVEMENTS	2023	\$3,339,235	Intersection Improvements/Safety
Tewksbury	612658	TEWKSBURY- BRIDGE PRESERVATION OF T-03-014, I-495 OVER ROUTE 133, AND T-03-015, I-495 OVER ROUTE 38	2023	\$5,160,000	Bridge Rehabilitation/Reconstruction
Westford	612656	WESTFORD- BRIDGE PRESERVATION, W-26-018, W-26-019, I-495 (NB/SB) OVER CONCORD AND BOSTON ROAD	2023	\$2,383,696	Bridge Rehabilitation/Reconstruction
LRTA	RTD0010678	LRTA - TERMINAL & BUILDING EQUIPMENT AND MAINTENANCE	2023	\$400,000	Transit Facility
LRTA	RTD0010679	LRTA - IT EQUIPMENT & MAINTENANCE	2023	\$15,000	Transit Facility
LRTA	RTD0010680	LRTA - REVENUE VEHICLE REPLACEMENT - 35FT HYBRIDS (2) (5339b) - DISCRETIONARY	2023	\$500,000	Transit Facility
LRTA	RTD0010681	LRTA - OPERATING ASSISTANCE 2023 (5307)	2023	\$9,539,532	Transit Facility
LRTA	RTD0010682	LRTA - SHORT RANGE TRANSIT PLANNING 2023	2023	\$110,000	Transit Facility
LRTA	RTD0010683	LRTA - PURCHASE CAPITAL SPARE PARTS	2023	\$100,000	Transit Facility
LRTA	RTD0010695	LRTA - LOWELL - REHAB FIXED ROUTE FUELING STATION	2023	\$400,000	Transit Facility
LRTA	RTD0010705	LRTA - OPERATING ASSISTANCE 2023 (CARES ACT)	2023	\$2,700,000	Transit Facility
LRTA	RTD0010707	LRTA - REVENUE VEHICLE REPLACEMENT - 35FT HYBRIDS (2) (5307)	2023	\$990,000	Transit Facility
LRTA	RTD0011203	LRTA - LOWELL - REHAB ADA/COMMUTER ACCESS WAY	2023	\$3,000,000	Transit Facility
LRTA	TBD	LRTA - REVENUE VEHICLE REPLACEMENT OF FIXED ROUTE CUTAWAY VANS (5339b)	2023	\$720,000	Transit Facility
LRTA	TBD	LRTA - PURCHASE AUTOMATED PASSENGER COUNTERS (50) (5307)	2023	\$81,191	Transit Facility
LRTA	TBD	LRTA - PURCHASE AUTOMATED PASSENGER COUNTERS (50) (5339)	2023	\$218,809	Transit Facility

FFY 2023-2027 TIP PROJECTS BY RTP INVESTMENT PROGRAM

Community	Project #	Project Description	Proposed TIP Year	Total Federal Participating Construction Cost (as of April 1, 2022)	NMMPO Regional Transportation Plan Investment Program
Billerica	608227	BILLERICA-YANKEE DOODLE BIKE PATH CONSTRUCTION (PHASE I) (<i>Statewide CMAQ outside targets</i>)	2024	\$9,206,382	Bicycle and Pedestrian Improvements
Chelmsford	612631	CHELMSFORD- BRIDGE REPLACEMENT, C-08-039, GORHAM STREET (ST 3A) OVER I-495 AND REHABILITATION OF C-08-036, WESTFORD STREET OVER I-495 (DB)	2024	\$24,477,536	Bridge Rehabilitation/ Reconstruction
Dracut	609510	DRACUT- IMPROVEMENTS AT GEORGE ENGLSBY ELEMENTARY SCHOOL (SRFS)	2024	\$995,100	Bicycle and Pedestrian Improvements
Lowell	607887	LOWELL- ROURKE BRIDGE REPLACEMENT, L-15-088, WOOD STREET EXTENSION OVER BOSTON AND MAINE RAILROAD AND MERRIMAC RIVER	2024	\$169,000,000	Bridge Rehabilitation/ Reconstruction
Westford	609035	WESTFORD- REHABILITATION OF BOSTON ROAD	2024	\$10,257,814	Roadway/ Corridor Improvements
Westford	608861	WESTFORD-BRIDGE REPLACEMENT STONY BROOK ROAD OVER STONY BROOK (<i>Bridge project outside targets</i>)	2024	\$1,636,362	Bridge Rehabilitation/ Reconstruction
LRTA	RTD0010684	LRTA - OPERATING ASSISTANCE 2024 (5307)	2024	\$10,089,723	Transit Facility
LRTA	RTD0010685	LRTA - TERMINAL & BUILDING EQUIPMENT AND MAINTENANCE	2024	\$100,000	Transit Facility
LRTA	RTD0010686	LRTA - PURCHASE CAPITAL SPARE PARTS	2024	\$100,000	Transit Facility
LRTA	RTD0010687	LRTA -SHORT RANGE TRANSIT PLANNING 2024	2024	\$110,000	Transit Facility
LRTA	RTD0010688	LRTA - REVENUE VEHICLE REPLACEMENT - 35FT HYBRIDS (1)	2024	\$781,000	Transit Facility
LRTA	RTD0010689	LRTA - IT EQUIPMENT & MAINTENANCE	2024	\$10,000	Transit Facility
LRTA	RTD0010696	LRTA - LOWELL - GALLAGHER PARKING GARAGE UPGRADES	2024	\$200,000	Transit Facility
LRTA	RTD0010704	LRTA - PURCHASE GARAGE AND STREET SWEEPER (1)	2024	\$60,000	Transit Facility
LRTA	RTD0010706	LRTA - OPERATING ASSISTANCE 2024 (CARES ACT)	2024	\$1,293,470	Transit Facility
LRTA	RTD0011204	LRTA - OPERATING ASSISTANCE 2024 (ARPA)	2024	\$1,206,530	Transit Facility
LRTA	RTD0011205	LRTA - PURCHASE BACKUP GENERATOR FOR ADMIN/GALLAGHER TERMINAL	2024	\$225,000	Transit Facility
Chelmsford	607401	CHELMSFORD- TRAFFIC SIGNAL INSTALLATION AT ROUTE 110 & ROUTE 495 (2 LOCATIONS)	2025	\$1,209,760	Intersection Improvements/ Safety

FFY 2023-2027 TIP PROJECTS BY RTP INVESTMENT PROGRAM

Community	Project #	Project Description	Proposed TIP Year	Total Federal Participating Construction Cost (as of April 1, 2022)	NMMPO Regional Transportation Plan Investment Program
Lowell	605966	LOWELL-RECONSTRUCTION & RELATED WORK ON VFW HIGHWAY	2025	\$8,259,792	Roadway/Corridor Improvements
Westford	612096	WESTFORD- INTERSTATE MAINTENANCE AND RELATED WORK ON I-495	2025	\$5,472,000	Roadway/Corridor Improvements
LRTA	RTD0010690	LRTA - TERMINAL & BUILDING EQUIPMENT AND MAINTENANCE	2025	\$200,000	Transit Facility
LRTA	RTD0010691	LRTA - IT EQUIPMENT & MAINTENANCE	2025	\$10,000	Transit Facility
LRTA	RTD0010692	LRTA - PURCHASE CAPITAL SPARE PARTS	2025	\$100,000	Transit Facility
LRTA	RTD0010693	LRTA - OPERATING ASSISTANCE 2025 (5307)	2025	\$11,167,415	Transit Facility
LRTA	RTD0010694	LRTA - SHORT RANGE TRANSIT PLANNING 2025	2025	\$110,000	Transit Facility
LRTA	RTD0011206	LRTA - OPERATING ASSISTANCE 2025 (ARPA)	2025	\$1,800,000	Transit Facility
LRTA	RTD0011207	LOWELL - GARAGE DECKING REPAIRS	2025	\$100,000	Transit Facility
LRTA	RTD0011208	LRTA - LOWELL - FACILITY UPGRADES & CHARGING INFRASTRUCTURE FOR ELECTRIC VEHICLES - DISCRETIONARY	2025	\$2,000,000	Transit Facility
BillERICA	609250	BILLERICA-INTERSECTION IMPROVEMENTS AT BOSTON ROAD (ROUTE 3A), LEXINGTON STREET AND GLAD VALLEY ROAD	2026	\$4,290,400	Intersection Improvements/Safety
Chelmsford	609317	CHELMSFORD-IMPROVEMENTS ON CHELMSFORD STREET (ROUTE 110)	2026/2027	\$10,950,000	Intersection Improvements/Safety
LRTA	RTD0010697	LRTA - OPERATING ASSISTANCE 2026 (5307)	2026	\$12,047,256	Transit Facility
LRTA	RTD0010698	LRTA - SHORT RANGE TRANSIT PLANNING 2026	2026	\$110,000	Transit Facility
LRTA	RTD0010699	LRTA - PURCHASE CAPITAL SPARE PARTS	2026	\$100,000	Transit Facility
LRTA	RTD0010700	LRTA - TERMINAL & BUILDING EQUIPMENT AND MAINTENANCE	2026	\$100,000	Transit Facility
LRTA	RTD0010701	LRTA - IT EQUIPMENT & MAINTENANCE	2026	\$10,000	Transit Facility
LRTA	RTD0010703	LRTA - REVENUE VEHICLE REPLACEMENT - BATTERY ELECTRIC BUSES (6)	2026	\$6,600,000	Transit Facility
LRTA	RTD0011209	LRTA - OPERATING ASSISTANCE 2026 (ARPA)	2026	\$1,309,181	Transit Facility

FFY 2023-2027 TIP PROJECTS BY RTP INVESTMENT PROGRAM

Community	Project #	Project Description	Proposed TIP Year	Total Federal Participating Construction Cost (as of April 1, 2022)	NMMPO Regional Transportation Plan Investment Program
Tewksbury	612609	TEWKSBURY- INTERSECTION IMPROVEMENTS AT MAIN STREET/PLEASANT STREET & NORTH STREET/EAST STREET	2027	\$4,191,345	Intersection Improvements/ Safety
LRTA	RTD0011231	LRTA - OPERATING ASSISTANCE 2026 (5307)	2027	\$12,047,256	Transit Facility
LRTA	RTD0011232	LRTA - SHORT RANGE TRANSIT PLANNING 2026	2027	\$110,000	Transit Facility
LRTA	RTD0011233	LRTA - PURCHASE CAPITAL SPARE PARTS	2027	\$100,000	Transit Facility
LRTA	RTD0011234	LRTA - TERMINAL & BUILDING EQUIPMENT AND MAINTENANCE	2027	\$100,000	Transit Facility
LRTA	RTD0011235	LRTA - IT EQUIPMENT & MAINTENANCE	2027	\$10,000	Transit Facility
LRTA	RTD0011236	LRTA - REVENUE VEHICLE REPLACEMENT - BATTERY ELECTRIC BUSES (6)	2027	\$6,600,000	Transit Facility
LRTA	RTD0011237	LRTA - OPERATING ASSISTANCE 2026 (ARPA)	2027	\$1,309,181	Transit Facility

TIP ELIGIBLE PROJECTS WITHOUT IDENTIFIED FUNDING SOURCES

The following table includes TIP eligible, MassDOT approved projects that are currently not programmed in the FFY 2023-2027 Northern Middlesex Transportation Improvement Program.

NORTHERN MIDDLESEX TIP ELIGIBLE PROJECTS NOT FUNDED

Community	Project #	Project Description	Total Federal Participation Construction Cost (TFPCC) Estimate as of 04/01/22
Chelmsford	612535	CHELMSFORD-IMPROVEMENTS ON ROUTE 3A (PRINCETON STREET), FROM RICHARDSON ROAD TO TECHNOLOGY DRIVE	\$4,489,511
Lowell	609050	LOWELL-CHURCH STREET 2 WAY CONVERSION	\$3,050,000
Lowell	604694	LOWELL- CONNECTOR RECONSTRUCTION, FROM THORNDIKE STREET TO GORHAM STREET	\$5,600,010
Lowell	612549	LOWELL-PAWTUCKET STREET CORRIDOR IMPROVEMENTS	\$8,061,543
Westford	610930	WESTFORD - ROUTE 110 (LITTLETON RD) FROM POWERS ROAD TO MINOT'S CORNER	\$7,560,105

APPENDIX D: TRANSPORTATION EVALUATION CRITERIA INFORMATION

Transportation Evaluation Criteria Summary for FFY 2023-2027 Northern Middlesex Transportation Improvement Program

Project ID	Project Description	Community	Project Cost Estimate (Current Dollars)	Design Status	Transportation Evaluation Criteria Scoring Summary*						
					Condition	Mobility	Safety	Community Effects and Support	Land Use and Economic Development	Environmental Effects	Total TEC Score
607887	LOWELL- ROURKE BRIDGE REPLACEMENT, L-15-088, WOOD STREET EXTENSION OVER BOSTON AND MAINE RAILROAD AND MERRIMAC RIVER	Lowell	\$ 169,000,000	pre 25%	3.00	3.00	3.00	2.20	1.75	0.75	13.70
608227	BILLERICA-YANKEE DOODLE BIKE PATH CONSTRUCTION (PHASE 1)	Billerica	\$ 9,472,804	25%	2.00	3.00	3.00	1.25	1.75	1.00	12.00
612609	TEWKSBURY-INTERSECTION IMPROVEMENTS AT MAIN STREET/PLEASANT STREET & NORTH STREET/EAST STREET	Tewksbury	\$ 5,245,425	pre 25%	2.50	2.25	3.00	1.00	1.50	0.75	11.00
612535	CHELMSFORD- IMPROVEMENTS ON ROUTE 3A (PRINCETON STREET), FROM RICHARDSON ROAD TO TECHNOLOGY DRIVE	Chelmsford	\$ 4,489,511	pre 25%	2.00	2.25	2.33	1.60	1.25	0.25	9.68
612549	LOWELL-PAWTUCKET STREET CORRIDOR IMPROVEMENTS	Lowell	\$ 8,061,543	pre 25%	1.50	2.25	2.00	1.60	2.00	0.25	9.60
609050	LOWELL - CHURCH STREET 2 WAY CONVERSION	Lowell	\$ 3,050,000	pre 25%	2.00	2.00	2.33	1.20	1.25	0.25	9.03
610930	WESTFORD - ROUTE 110 (LITTLETON RD) FROM POWERS ROAD TO MINOT'S CORNER	Westford	\$ 7,560,105	pre 25%	3.00	2.25	1.00	1.00	1.25	0.25	8.75
609317	CHELMSFORD-IMPROVEMENTS ON CHELMSFORD STREET (ROUTE 110)	Chelmsford	\$ 10,950,000	pre 25%	2.00	1.75	1.67	1.00	1.50	0.75	8.67
605178	BILLERICA-REHABILITATION ON BOSTON ROAD (ROUTE 3A) FROM BILLERICA TOWN CENTER TO FLOYD STREET	Billerica	\$ 13,250,602	100%	2.50	1.50	1.00	1.60	0.75	1.25	8.60
609038	WESTFORD - REHABILITATION OF BOSTON ROAD	Westford	\$ 10,257,814	25%	3.00	1.75	1.33	0.60	0.50	1.00	8.18
609510	DRACUT- IMPROVEMENTS AT GEORGE ENGLSBY ELEMENTARY SCHOOL (SRTS)	Dracut	\$ 995,100	pre 25%	2.00	1.67	2.50	1.25	0.25	0.33	8.00
612658	TEWKSBURY- BRIDGE PRESERVATION OF T-03-014, I-495 OVER ROUTE 133, AND T-03-015, I-495 OVER ROUTE 38	Tewksbury	\$ 5,160,000	pre 25%	3.00	1.75	1.67	0.60	0.50	0.25	7.77
609250	BILLERICA-INTERSECTION IMPROVEMENTS AT BOSTON ROAD (ROUTE 3A), LEXINGTON STREET AND GLAD VALLEY ROAD	Billerica	\$ 4,290,400	25%	2.00	2.00	2.00	0.80	0.50	0.25	7.55
604694	LOWELL- CONNECTOR RECONSTRUCTION, FROM THORNDIKE STREET TO GORHAM STREET	Lowell	\$ 5,600,010	pre 25%	1.50	1.75	2.00	0.80	0.50	0.50	7.05
607401	CHELMSFORD- TRAFFIC SIGNAL INSTALLATION AT ROUTE 110 & ROUTE 495 (2 LOCATIONS)	Chelmsford	\$ 1,209,760	pre 25%	1.50	1.50	1.33	0.60	1.25	0.75	6.93
607885	LOWELL-PEDESTRIAN WALKWAY & BICYCLE CONNECTION AT PAWTUCKET FALLS OVERLOOK FROM VANDENBERG ESPLANADE TO SCHOOL STREET	Lowell	\$ 2,751,220	25%	2.00	1.00	1.50	1.25	0.25	0.67	6.67
608774	LOWELL-TEWKSBURY-ROUTE 38 INTERSECTION IMPROVEMENTS	Lowell/ Tewksbury	\$ 3,339,325	75%	1.50	1.25	1.67	0.60	1.00	0.25	6.27
605966	LOWELL- RECONSTRUCTION & RELATED WORK ON VFW HIGHWAY	Lowell	\$ 8,259,792	75%	2.00	0.25	1.00	1.00	0.75	0.75	5.75
612631	CHELMSFORD-BRIDGE REPLACEMENT, C-08-039, GORHAM STREET (ST 3A) OVER I-495 AND REHABILITATION OF C-08-036, WESTFORD STREET OVER I-495 (DB)	Chelmsford	\$ 24,477,536	pre 25%	2.50	1.25	0.67	1.00	0.25	0.00	5.67
612096	WESTFORD- INTERSTATE MAINTENANCE AND RELATED WORK ON I-495	Westford	\$ 5,472,000	pre 25%	2.00	1.50	0.67	0.40	0.75	0.25	5.57
608861	WESTFORD - BRIDGE REPLACEMENT, W-26-002, STONY BROOK ROAD OVER THE STONY BROOK	Westford	\$ 2,520,131	pre 25%	3.00	1.00	0.33	0.40	0.25	0.25	5.23

TEC Scoring Summary prepared by NMCOG and MassDOT for the NMMPO. Each category evaluated is scored between -3 and 3, depending on impact. Each category is summed to determine total TEC score. The highest score possible is 18.

Project ID	Project Description	Community	Project Cost Estimate (Current Dollars)	Design Status	Transportation Evaluation Criteria Scoring Summary																															
					Condition			Mobility					Safety					Community Effects and Support					Land Use and Economic Development					Environmental Effects								
					Magnitude of Surface Improvement	Magnitude of Improvement of other Infrastructure Elements	Subtotal	Effect on magnitude and duration of congestion	Effect on travel time and connectivity/access	Effect on other modes using facility	Effect on regional and local traffic	Number of New Users	Consistency with State Bicycle and/or Pedestrian Plans	Subtotal	Effect on crash rate compared to state average	Effect on bicycle and pedestrian safety	Effect on transportation security and evacuation routes	Effect on Bicycle Compatability Index	Subtotal	Residential effects: right-of-way, noise, aesthetics, cut-through traffic, other	Public, local government, legislative, and regional support	Effect on service to minority or low income neighborhoods	Other impact/benefits to minority or low income neighborhoods	Effect on development and redevelopment of housing stock	Subtotal	Business effects: right-of-way, access, noise, traffic, parking, freight access other	Sustainable development effects	Consistent with regional land-use and economic development plans	Effect on job creation.	Subtotal	Air Quality/ Climate effects	Water quality/ supply effects; wetlands effects	Historic and cultural resource effects	Effect on wildlife and endangered species	Subtotal	Total TEC Score
608227	BILLERICA-YANKEE DOODLE BIKE PATH CONSTRUCTION (PHASE 1)	Billerica	\$ 9,206,382	25%	3	1	2.00	NA	3	NA	NA	3	3	3.00	NA	3	NA	3	3.00	1	3	0	NA	1	1.25	1	2	3	1	1.75	3	-1	1	NA	1.00	12.00
612549	LOWELL-PAWTUCKET STREET CORRIDOR IMPROVEMENTS	Lowell	\$ 8,061,543	pre 25%	3	0	1.5	2	2	3	2	NA	NA	2.25	3	3	0	NA	2	1	3	2	2	0	1.6	3	2	3	0	2	1	0	0	0	0.25	9.6
609050	LOWELL - CHURCH STREET 2 WAY CONVERSION	Lowell	\$ 3,050,000	pre 25%	2	2	2.00	2	2	2	2	NA	NA	2.00	3	3	1	NA	2.33	2	2	2	0	0	1.20	2	1	2	0	1.25	1	0	0	0	0.25	9.03
609038	WESTFORD - REHABILITATION OF BOSTON ROAD	Westford	\$ 10,257,814	25%	3	3	3.00	2	2	2	2	NA	NA	2.00	1	2	1	NA	1.33	2	3	0	0	1	1.20	1	1	0	0	0.50	1	2	1	0	1.00	9.03
610930	WESTFORD - ROUTE 110 (LITTLETON RD) FROM POWERS ROAD TO MINOT'S CORNER	Westford	\$ 7,560,105	pre 25%	3	3	3.00	2	2	3	2	NA	NA	2.25	1	1	1	NA	1.00	1	2	0	0	2	1.00	2	2	1	0	1.25	1	0	0	0	0.25	8.75
609317	CHELMSFORD-IMPROVEMENTS ON CHELMSFORD STREET (ROUTE 110)	Chelmsford	\$ 10,950,000	pre 25%	2	2	2.00	1	2	2	2	NA	NA	1.75	1	2	2		1.67	1	3	0	0	1	1.00	2	2	1	1	1.50	1	0	2	0	0.75	8.67
605178	BILLERICA-REHABILITATION ON BOSTON ROAD (ROUTE 3A) FROM BILLERICA TOWN CENTER TO FLOYD STREET	Billerica	\$ 13,250,602	100%	2	3	2.50	1	2	2	1	NA	NA	1.50	1	1	1	NA	1.00	1	3	2	2	0	1.60	1	1	1	0	0.75	3	1	1	0	1.25	8.60
612609	TEWKSBURY-INTERSECTION IMPROVEMENTS AT MAIN STREET/PLEASANT STREET & NORTH STREET/EAST STREET	Tewksbury	\$ 5,245,425	pre 25%	2	3	2.5	2	2	2	3	NA	NA	2.25	3	3	3	NA	3	2	3	0	0	0	1	1	2	3	0	1.5	1	0	2	0	0.75	11.00
609510	DRACUT- IMPROVEMENTS AT GEORGE ENGLSBY ELEMENTARY SCHOOL (SRTS)	Dracut	\$ 995,100	pre 25%	2	2	2.00	NA	1	NA	NA	1	3	1.67	NA	3	NA	2	2.50	1	3	0	NA	1	1.25	1	0	0	0	0.25	1	0	0	NA	0.33	8.00
609250	BILLERICA-INTERSECTION IMPROVEMENTS AT BOSTON ROAD (ROUTE 3A), LEXINGTON STREET AND GLAD VALLEY ROAD	Billerica	\$ 4,290,400	25%	2	2	2.00	2	2	2	2	NA	NA	2.00	2	2	2	NA	2.00	2	2	0	0	0	0.80	1	0	1	0	0.50	1	0	0	0	0.25	7.55
604694	LOWELL- CONNECTOR RECONSTRUCTION, FROM THORNDIKE STREET TO GORHAM STREET	Lowell	\$ 5,600,010	pre 25%	3	0	1.50	2	2	1	2	NA	NA	1.75	2	2	2	NA	2.00	1	1	1	1	0	0.80	1	0	1	0	0.50	1	1	0	0	0.50	7.05
607401	CHELMSFORD- TRAFFIC SIGNAL INSTALLATION AT ROUTE 110 & ROUTE 495 (2 LOCATIONS)	Chelmsford	\$ 1,209,760	pre 25%	2	1	1.50	2	1	1	2	NA	NA	1.50	2	1	1	NA	1.33	1	2	0	0	0	0.60	2	1	2	0	1.25	2	1	0	0	0.75	6.93
607885	LOWELL-PEDESTRIAN WALKWAY & BICYCLE CONNECTION AT PAWTUCKET FALLS OVERLOOK FROM VANDENBERG ESPLANADE TO SCHOOL STREET	Lowell	\$ 2,751,220	25%	2	2	2.00	NA	2	NA	NA	1	0	1.00	NA	1	NA	2	1.50	1	2	2	NA	0	1.25	1	0	0	0	0.25	1	0	1	NA	0.67	6.67
608774	LOWELL-TEWKSBURY-ROUTE 38 INTERSECTION IMPROVEMENTS	Lowell/ Tewksbury	\$ 3,339,235	75%	2	1	1.50	1	1	1	2	NA	NA	1.25	2	2	1	NA	1.67	0	2	1	0	0	0.60	2	1	1	0	1.00	1	0	0	0	0.25	6.27

APPENDIX E: STATEWIDE FUNDING TARGETS

Northern Middlesex Regional Transportation Improvement Program (TIP) State and Regional Apportionment, FFY 2023-2027

Federal Fiscal Year	Proposed Apportionment (Federal Only)	Proposed Obligation Authority (90%)	Planned Redistribuition	ABP GANS Repayment	FFY 2023-2027 Total Proposed non-earmarked Funding Available (Federal only)	FFY 2022-2026 non-earmarked Funding (Federal Only)	Comparison to FFY 2022-2026 Funding Projections	FFY 2023-2027 Highway Division Program*	FFY 2023-2027 TIP Funding For Regional Priorities	FFY 2022-2026 TIP Funding for Regional Priorities	Difference	Comparison to FFY 2022-2026 Funding Projections
2023	\$ 820,706,716	\$ 738,636,044	\$ 50,000,000	\$ (89,510,000)	\$ 699,126,044	\$ 591,027,333	15.5%	\$ 470,967,279	\$ 300,113,532	\$ 253,710,045	\$ 46,403,487	15.5%
2024	\$ 837,121,872	\$ 753,409,685	\$ 50,000,000	\$ (93,985,000)	\$ 709,424,685	\$ 599,701,929	15.5%	\$ 478,099,116	\$ 304,063,096	\$ 257,035,353	\$ 47,027,743	15.5%
2025	\$ 853,865,331	\$ 768,478,798	\$ 50,000,000	\$ (122,158,000)	\$ 696,320,798	\$ 584,925,754	16.0%	\$ 421,087,075	\$ 298,897,735	\$ 251,034,822	\$ 47,862,913	16.0%
2026	\$ 870,943,658	\$ 783,849,292	\$ 50,000,000	\$ (133,620,000)	\$ 700,229,292	\$ 587,194,528	16.1%	\$ 429,516,020	\$ 291,585,161	\$ 244,515,922	\$ 47,069,239	16.1%
2027	\$ 888,363,605	\$ 799,527,245	\$ 50,000,000	\$ (133,620,000)	\$ 715,907,245	-	-	\$ 405,426,076	\$ 307,317,191	-	-	-
2023-2027	\$ 3,382,637,577	\$ 3,044,373,819	\$ 200,000,000	\$ (439,273,000)	\$ 2,805,100,819	-	-	\$ 1,799,669,490	\$ 1,194,659,524	-	-	-

Federal Fiscal Year	Northern Middlesex Federal Aid Apportionment	State Match	FFY 2023-2027 Northern Middlesex Regional Target Funding (3.9096%)**	FFY 2022-2026 Regional Target Funding (3.9096%)	Difference	Comparison to FFY 2022-2026 Target Funding Projections
2023	\$ 9,386,591	\$ 2,346,648	\$ 11,733,239	\$ 9,919,048	\$ 1,814,191	15.5%
2024	\$ 9,510,121	\$ 2,377,530	\$ 11,887,651	\$ 10,049,054	\$ 1,838,597	15.5%
2025	\$ 9,348,565	\$ 2,337,141	\$ 11,685,706	\$ 9,814,458	\$ 1,871,248	16.0%
2026	\$ 9,119,851	\$ 2,279,963	\$ 11,399,814	\$ 9,559,595	\$ 1,840,219	16.1%
2027	\$ 9,611,898	\$ 2,402,975	\$ 12,014,873	-	-	-
2023-2027	\$ 37,365,128	\$ 9,341,282	\$ 46,706,410	-	-	-

* MassDOT Highway Division Programs are being revised based on new ABP GANS schedule and proposed Obligation Authority

** MPO TIP Targets will be held harmless from the change in proposed Obligation Authority

**FFY 2023-2027 STIP
2023 - 2027 Regional Target Budgets (DRAFT)**

	2022 Current Obligation Authority (federal aid only)	2022 Proposed Obligation Authority (90%)*	2023 Current Obligation Authority (federal aid only)	2023 Proposed Obligation Authority (90%)	2024 Current Obligation Authority (federal aid only)	2024 Proposed Obligation Authority (90%)	2025 Current Obligation Authority (federal aid only)	2025 Proposed Obligation Authority (90%)	2026 Current Obligation Authority (federal aid only)	2026 Proposed Obligation Authority (90%)
Apportionment	\$678,743,257	\$804,613,425	\$692,898,168	\$820,706,716	\$707,348,274	\$837,121,872	\$722,099,730	\$853,865,331	\$737,158,822	\$870,943,658
Balance Obligation Authority	\$617,656,364	\$724,152,083	\$630,537,333	\$738,636,044	\$643,686,929	\$753,409,685	\$657,110,754	\$768,478,798	\$670,814,528	\$783,849,292
Planned Redistribution Request	\$50,000,000	\$50,000,000	\$50,000,000	\$50,000,000	\$50,000,000	\$50,000,000	\$50,000,000	\$50,000,000	\$50,000,000	\$50,000,000
Total Estimated Funding Available	\$667,656,364	\$774,152,083	\$680,537,333	\$788,636,044	\$693,686,929	\$803,409,685	\$707,110,754	\$818,478,798	\$720,814,528	\$833,849,292
ABP GANS Repayment	-\$86,470,000	-\$86,740,000	-\$89,510,000	-\$89,510,000	-\$93,985,000	-\$93,985,000	-\$122,185,000	-\$122,185,000	-\$133,620,000	-\$133,620,000
Total Non-earmarked Funding Available	\$581,186,364	\$687,412,083	\$591,027,333	\$699,126,044	\$599,701,929	\$709,424,685	\$584,925,754	\$696,293,798	\$587,194,528	\$700,229,292
Funding for Regional Priorities**	\$198,629,796	\$234,934,145	\$202,968,036	\$240,090,826	\$205,628,284	\$243,573,204	\$200,827,858	\$237,969,614	\$195,612,737	\$233,268,128
Highway Division Programs ***	\$318,254,576	\$376,423,217	\$339,110,872	\$392,976,320	\$339,110,872	\$392,976,320	\$335,108,710	\$387,887,431		
			Delta (FA)	\$108,098,711		\$109,722,756		\$111,368,044		\$113,034,764
			Delta (Total)	\$135,123,389		\$137,153,445		\$139,210,055		\$141,293,455

	2027 Proposed Obligation Authority (90%)*
Balance Obligation Authority	\$799,527,245
Planned Redistribution Request	\$50,000,000
Total Estimated Funding Available	\$849,527,245
ABP GANS Repayment	-\$133,620,000

*Base Obligation Authority based on 2.0% growth rate from actual FFY 2022 Apportionment and average of FAST Act Obligation Authority (90%) through FFY 2021.

**MPO TIP Targets will be held harmless from changes in proposed Obligation Authority

***MassDOT Highway Division Programs are being revised based on new ABP Gans schedule and proposed Obligation Authority.

Total Non-earmarked Funding Available	Regional Share (%)	MPO	\$715,907,245	Total Funding
	3.5596%	Berkshire Region	\$8,751,410	\$10,939,263
	42.9671%	Boston Region	\$105,636,228	\$132,045,285
	4.5851%	Cape Cod	\$11,272,640	\$14,090,801
	8.6901%	Central Mass	\$21,364,937	\$26,706,171
	2.5397%	Franklin Region	\$6,243,948	\$7,804,935
	0.3100%	Martha's Vineyard	\$762,147	\$952,683
	4.4296%	Merrimack Valley	\$10,890,338	\$13,612,922
	4.4596%	Montachusett	\$10,964,094	\$13,705,117
	0.2200%	Nantucket	\$540,878	\$676,098
	3.9096%	Northern Middlesex	\$9,611,898	\$12,014,873
	4.5595%	Old Colony	\$11,209,702	\$14,012,127
	10.8100%	Pioneer Valley	\$26,576,791	\$33,220,988
	8.9601%	Southeastern Mass	\$22,028,742	\$27,535,928
		Funding for Regional Priorities	\$245,853,752	\$307,317,191
		Highway Division Programs	\$405,426,076	\$506,782,595



Statewide Transportation Improvement Program (STIP) Program Targets

Federal Fiscal Year 2023		\$836,700,311							
	Current Obligation Authority (federal aid only)	Proposed Obligation Authority (90%*, BIL)	Matching Funds	Proposed Matching Funds	FFY 2023 (Current Targets (federal aid + match))	FFY 2023 - BIL (Proposed) (Fed Aid + Match)	FFY 2023 Programmed (Current)	Programmed vs. FFY 2023 Proposed Targets	
Balance Obligation Authority	\$630,537,333	\$738,636,044	\$108,098,711						
Planned Redistribution Request	\$50,000,000	\$50,000,000							
Total Non-earmarked Funding Available	\$680,537,333	\$788,636,044	\$226,845,778	\$153,592,717	\$907,383,111	\$942,228,761			
Planning/Adjustments/Pass-throughs	\$138,458,425	\$155,568,899	\$11,802,279	\$15,579,052	\$150,260,704	\$171,147,950	\$148,410,760	\$ 22,737,190	
ABP GANS Repayment	\$89,510,000	\$89,510,000	\$0	\$0	\$89,510,000	\$89,510,000	\$89,510,000	\$ -	
Award Adjustments, Change Orders, etc.	\$12,383,176	\$27,019,379	\$2,938,744	\$6,412,171	\$15,321,920	\$33,431,550	\$15,321,920	\$ 18,109,630	
Metropolitan Planning	\$10,008,876	\$10,886,010	\$2,502,219	\$2,721,503	\$12,511,095	\$13,607,513	\$12,511,095	\$ 1,096,418	
State Planning & Research	\$20,431,055	\$22,955,893	\$5,107,764	\$5,738,973	\$25,538,819	\$28,694,866	\$25,538,819	\$ 3,156,047	
Recreational Trails	\$1,186,729	\$1,186,729	\$296,682	\$296,682	\$1,483,411	\$1,483,411	\$1,483,411	\$ 0	
Railroad Grade Crossings	\$2,000,000	\$2,371,999	\$222,222	\$0	\$2,222,222	\$2,371,999	\$2,222,222	\$ 149,777	
SRTS Education	\$1,458,634	\$1,638,890	\$364,659	\$409,722	\$1,823,293	\$2,048,612	\$1,823,293	\$ 225,319	
Transit Grant Program	\$1,479,955	\$0	\$369,989	\$0	\$1,849,944	\$0	\$0	\$ -	
Flex to FTA	\$0	\$0	\$0	\$0	\$0	\$0	\$0	\$ -	
Regional Priorities									
Regional Share (%)	MPO	\$202,968,036	\$240,090,826	\$50,742,009	\$60,022,706	\$253,710,045	\$300,113,532	\$245,657,642	\$ 54,455,890
3.5596	Berkshire Region	\$7,224,850	\$8,546,273	\$1,806,213	\$2,136,568	\$9,031,063	\$10,682,841	\$6,768,098	\$ 3,914,743
42.9671	Boston Region	\$87,209,479	\$103,160,065	\$21,802,370	\$25,790,016	\$109,011,849	\$128,950,081	\$108,908,329	\$ 20,041,752
4.5851	Cape Cod	\$9,306,287	\$11,008,404	\$2,326,572	\$2,752,101	\$11,632,859	\$13,760,506	\$11,209,113	\$ 2,551,393
8.6901	Central Mass	\$17,638,125	\$20,864,133	\$4,409,531	\$5,216,033	\$22,047,657	\$26,080,166	\$22,015,408	\$ 4,064,758
2.5397	Franklin Region	\$5,154,779	\$6,097,587	\$1,288,695	\$1,524,397	\$6,443,474	\$7,621,983	\$6,443,474	\$ 1,178,509
0.3100	Martha's Vineyard	\$629,201	\$744,282	\$157,300	\$186,070	\$786,501	\$930,352	\$0	\$ 930,352
4.4296	Merrimack Valley	\$8,990,672	\$10,635,063	\$2,247,668	\$2,658,766	\$11,238,340	\$13,293,829	\$11,238,340	\$ 2,055,489
4.4596	Montachusett	\$9,051,563	\$10,707,090	\$2,262,891	\$2,676,773	\$11,314,453	\$13,383,863	\$10,961,234	\$ 2,422,629
0.2200	Nantucket	\$446,530	\$528,200	\$111,632	\$132,050	\$558,162	\$660,250	\$0	\$ 660,250
3.9096	Northern Middlesex	\$7,935,238	\$9,386,591	\$1,983,810	\$2,346,648	\$9,919,048	\$11,733,239	\$9,524,030	\$ 2,209,209
4.5595	Old Colony	\$9,254,328	\$10,946,941	\$2,313,582	\$2,736,735	\$11,567,910	\$13,683,676	\$11,567,910	\$ 2,115,766
10.8100	Pioneer Valley	\$21,940,845	\$25,953,818	\$5,485,211	\$6,488,455	\$27,426,056	\$32,442,273	\$27,208,514	\$ 5,233,759
8.9601	Southeastern Mass	\$18,186,139	\$21,512,378	\$4,546,535	\$5,378,095	\$22,732,674	\$26,890,473	\$19,813,192	\$ 7,077,281
Highway**		\$339,110,872	\$392,976,320	\$77,990,959	\$77,990,959	\$417,101,831	\$470,967,279	\$415,292,003	\$ 55,675,276
Grand Total (Formula Programs Only)		\$680,537,333	\$788,636,044	\$140,535,247	\$153,592,717	\$821,072,580	\$942,228,761	\$809,360,405	\$ 132,868,356
Difference from Funds Available		\$0		\$86,310,531		\$86,310,531			

*FFY 2023-2027 Development STIP assumes 90% obligation limitation based on average of previous 5 years.

**Highway Program sizes subject to change following 2022 TIP Readiness Days Review



Statewide Transportation Improvement Program (STIP) Program Targets

Federal Fiscal Year 2024		2023-2027								
	Current Obligation Authority (federal aid only)	Proposed Obligation Authority (90% BIL)	Matching Funds	Proposed Matching Funds	FFY 2024(Current Targets (federal aid + match)	FFY 2024 - BIL (Proposed) (Fed Aid + Match)	FFY 2024 Programmed (Current)	Programmed vs. FFY 2024 Proposed Targets		
Balance Obligation Authority	\$643,686,929	\$753,409,685								
Planned Redistribution Request	\$50,000,000	\$50,000,000								
Total Non-earmarked Funding Available	\$693,686,929	\$803,409,685	\$231,228,976	\$154,932,461	\$924,915,905	\$958,342,146				
Planning/Adjustments/Pass-throughs	\$142,974,186	\$160,491,599	\$11,812,469	\$15,688,335	\$154,786,655	\$176,179,933	\$154,786,655	\$	21,393,278	
ABP GANS Repayment	\$93,985,000	\$93,985,000	\$0	\$0	\$93,985,000	\$93,985,000	\$93,985,000	\$	-	
Award Adjustments, Change Orders, etc.	\$12,383,176	\$27,227,636	\$2,938,744	\$6,461,594	\$15,321,920	\$33,689,230	\$15,321,920	\$	18,367,310	
Metropolitan Planning	\$10,008,876	\$11,103,730	\$2,502,219	\$2,775,933	\$12,511,095	\$13,879,663	\$12,511,095	\$	1,368,568	
State Planning & Research	\$20,431,055	\$22,934,299	\$5,107,764	\$5,733,575	\$25,538,819	\$28,667,873	\$25,538,819	\$	3,129,054	
Recreational Trails	\$1,186,729	\$1,186,729	\$296,682	\$296,682	\$1,483,411	\$1,483,411	\$1,483,411	\$	0	
Railroad Grade Crossings	\$2,000,000	\$2,371,999	\$222,222	\$0	\$2,222,222	\$2,371,999	\$2,222,222	\$	149,777	
SRTS Education	\$1,498,596	\$1,682,206	\$374,649	\$420,552	\$1,873,245	\$2,102,758	\$1,873,245	\$	229,513	
Transit Grant Program	\$1,480,754	\$0	\$370,189	\$0	\$1,850,943	\$0	\$1,850,943	\$	(1,850,943)	
Flex to FTA	\$0	\$0	\$0	\$0	\$0	\$0	\$0	\$	-	
Regional Priorities										
Regional Share (%)	MPO	\$205,628,284	\$243,250,477	\$51,407,071	\$60,812,619	\$257,035,353	\$304,063,096	\$245,196,969	\$	58,866,127
3.5596	Berkshire Region	\$7,319,544	\$8,658,744	\$1,829,886	\$2,164,686	\$9,149,430	\$10,823,430	\$8,804,198	\$	2,019,232
42.9671	Boston Region	\$88,352,510	\$104,517,676	\$22,088,128	\$26,129,419	\$110,440,638	\$130,647,095	\$110,440,638	\$	20,206,457
4.5851	Cape Cod	\$9,428,262	\$11,153,278	\$2,357,066	\$2,788,319	\$11,785,328	\$13,941,597	\$11,785,328	\$	2,156,269
8.6901	Central Mass	\$17,869,303	\$21,138,710	\$4,467,326	\$5,284,677	\$22,336,629	\$26,423,387	\$22,093,208	\$	4,330,179
2.5397	Franklin Region	\$5,222,342	\$6,177,832	\$1,305,586	\$1,544,458	\$6,527,928	\$7,722,290	\$4,591,249	\$	3,131,041
0.3100	Martha's Vineyard	\$637,448	\$754,076	\$159,362	\$188,519	\$796,810	\$942,596	\$796,810	\$	145,786
4.4296	Merrimack Valley	\$9,108,510	\$10,775,023	\$2,277,128	\$2,693,756	\$11,385,638	\$13,468,779	\$11,385,638	\$	2,083,141
4.4596	Montachusett	\$9,170,199	\$10,847,998	\$2,292,550	\$2,712,000	\$11,462,749	\$13,559,998	\$11,400,000	\$	2,159,998
0.2200	Nantucket	\$452,382	\$535,151	\$113,096	\$133,788	\$565,478	\$668,939	\$0	\$	668,939
3.9096	Northern Middlesex	\$8,039,243	\$9,510,121	\$2,009,811	\$2,377,530	\$10,049,054	\$11,887,651	\$9,249,040	\$	2,638,611
4.5595	Old Colony	\$9,375,622	\$11,091,006	\$2,343,906	\$2,772,751	\$11,719,528	\$13,863,757	\$7,037,491	\$	6,826,266
10.8100	Pioneer Valley	\$22,228,417	\$26,295,377	\$5,557,104	\$6,573,844	\$27,785,521	\$32,869,221	\$27,202,550	\$	5,666,671
8.9601	Southeastern Mass	\$18,424,500	\$21,795,486	\$4,606,125	\$5,448,872	\$23,030,625	\$27,244,358	\$20,410,819	\$	6,833,539
Highway		\$345,084,459	\$399,667,609	\$79,364,803	\$78,431,507	\$424,449,262	\$478,099,116	\$413,784,289	\$	64,314,827
Grand Total		\$693,686,929	\$803,409,685	\$142,584,342	\$154,932,461	\$836,271,269	\$958,342,146	\$813,767,913	\$	144,574,233

*FFY 2023-2027 Development STIP assumes 90% obligation limitation based on average of previous 5 years.

**Highway Program sizes subject to change following 2022 TIP Readiness Days Review



Statewide Transportation Improvement Program (STIP) Program Targets

Federal Fiscal Year 2025		Current Obligation Authority (federal aid only)	Proposed Obligation Authority (90% BIL)	Matching Funds	Proposed Matching Funds	FFY 2025 (Current Targets (federal aid + match))	FFY 2025 - BIL (Proposed) (Fed Aid + Match)	FFY 2025 Programmed (Current)	Programmed vs. FFY 2025 Proposed Targets
Balance Obligation Authority		\$657,110,754	\$768,478,798						
Planned Redistribution Request		\$50,000,000	\$50,000,000						
Total Non-earmarked Funding Available		\$707,110,754	\$818,478,798	\$139,089,947	\$109,327,957	\$846,200,701	\$927,806,755		
Planning/Adjustments/Pass-throughs		\$171,174,185	\$191,473,179	\$11,812,468	\$16,348,766	\$182,986,653	\$207,821,945	\$176,447,834	\$ 31,374,111
ABP GANS Repayment		\$122,185,000	\$122,185,000	\$0	\$0	\$122,185,000	\$122,185,000	\$122,185,000	\$ -
Award Adjustments, Change Orders, etc.		\$12,383,176	\$29,984,445	\$2,938,744	\$7,115,833	\$15,321,920	\$37,100,278	\$15,321,920	\$ 21,778,358
Metropolitan Planning		\$10,008,876	\$11,325,805	\$2,502,219	\$2,831,451	\$12,511,095	\$14,157,257	\$12,511,095	\$ 1,646,162
State Planning & Research		\$20,431,055	\$22,853,908	\$5,107,764	\$5,713,477	\$25,538,819	\$28,567,385	\$19,000,000	\$ 9,567,385
Recreational Trails		\$1,186,729	\$1,186,729	\$296,682	\$296,682	\$1,483,411	\$1,483,411	\$1,483,411	\$ 0
Railroad Grade Crossings		\$2,000,000	\$2,371,999	\$222,222	\$0	\$2,222,222	\$2,371,999	\$2,222,222	\$ 149,777
SRTS Education		\$1,399,349	\$1,565,293	\$349,837	\$391,323	\$1,749,186	\$1,956,617	\$1,749,186	\$ 207,431
Transit Grant Program		\$1,580,000	\$0	\$395,000	\$0	\$1,975,000	\$0	\$1,975,000	\$ (1,975,000)
Flex to FTA		\$0	\$0	\$0	\$0	\$0	\$0	\$0	\$ -
Regional Priorities									
Regional Share (%)	MPO	\$200,827,858	\$239,118,188	\$50,206,964	\$59,779,547	\$251,034,822	\$298,897,735	\$238,296,199	\$ 60,601,536
3.5596	Berkshire Region	\$7,148,668	\$8,511,651	\$1,787,167	\$2,127,913	\$8,935,835	\$10,639,564	\$8,153,760	\$ 2,485,804
42.9671	Boston Region	\$86,289,907	\$102,742,151	\$21,572,477	\$25,685,538	\$107,862,384	\$128,427,689	\$107,862,383	\$ 20,565,306
4.5851	Cape Cod	\$9,208,158	\$10,963,808	\$2,302,040	\$2,740,952	\$11,510,198	\$13,704,760	\$10,411,714	\$ 3,293,046
8.6901	Central Mass	\$17,452,142	\$20,779,610	\$4,363,036	\$5,194,902	\$21,815,178	\$25,974,512	\$18,679,131	\$ 7,295,381
2.5397	Franklin Region	\$5,100,425	\$6,072,885	\$1,275,106	\$1,518,221	\$6,375,531	\$7,591,106	\$6,375,531	\$ 1,215,575
0.3100	Martha's Vineyard	\$622,566	\$741,266	\$155,642	\$185,317	\$778,208	\$926,583	\$334,267	\$ 592,316
4.4296	Merrimack Valley	\$8,895,871	\$10,591,979	\$2,223,968	\$2,647,995	\$11,119,839	\$13,239,974	\$11,119,839	\$ 2,120,135
4.4596	Montachusett	\$8,956,119	\$10,663,715	\$2,239,030	\$2,665,929	\$11,195,149	\$13,329,643	\$11,183,187	\$ 2,146,456
0.2200	Nantucket	\$441,821	\$526,060	\$110,455	\$131,515	\$552,276	\$657,575	\$0	\$ 657,575
3.9096	Northern Middlesex	\$7,851,566	\$9,348,565	\$1,962,892	\$2,337,141	\$9,814,458	\$11,685,706	\$8,676,332	\$ 3,009,374
4.5595	Old Colony	\$9,156,746	\$10,902,594	\$2,289,187	\$2,725,648	\$11,445,933	\$13,628,242	\$10,458,468	\$ 3,169,774
10.8100	Pioneer Valley	\$21,709,491	\$25,848,676	\$5,427,373	\$6,462,169	\$27,136,864	\$32,310,845	\$23,991,612	\$ 8,319,233
8.9601	Southeastern Mass	\$17,994,377	\$21,425,229	\$4,498,594	\$5,356,307	\$22,492,971	\$26,781,536	\$21,049,975	\$ 5,731,561
Highway		\$335,108,710	\$387,887,431	\$77,070,514	\$33,199,644	\$412,179,224	\$421,087,075	\$412,451,446	\$ 8,635,629
Grand Total		\$707,110,753	\$818,478,798	\$139,089,947	\$109,327,957	\$846,200,699	\$927,806,755	\$827,195,479	\$ 100,611,276

*FFY 2023-2027 Development STIP assumes 90% obligation limitation based on average of previous 5 years.

**Highway Program sizes subject to change following 2022 TIP Readiness Days Review



Statewide Transportation Improvement Program (STIP) Program Targets

Federal Fiscal Year 2026		\$737,158,821.98	\$833,849,292							
		Current Obligation Authority (federal aid only)	Proposed Obligation Authority (90% BIL)	Matching Funds	Proposed Matching Funds	FFY 2026 (Current Targets (federal aid + match))	FFY 2026 - BIL (Proposed) (Fed Aid + Match)	FFY 2026 Programmed (Current)	Programmed vs. FFY 2026 Proposed Targets	
	Balance Obligation Authority	\$670,814,528	\$783,849,292							
	Planned Redistribution Request	\$50,000,000	\$50,000,000							
	Total Non-earmarked Funding Available	\$720,814,528	\$833,849,292	\$139,460,228	\$108,584,873	\$860,274,756	\$942,434,165			
	Planning/Adjustments/Pass-throughs	\$182,609,185	\$204,264,787	\$11,802,279	\$17,068,197	\$194,411,464	\$221,332,984	\$187,882,794	\$ 33,450,190	
	ABP GANS Repayment	\$133,620,000	\$133,620,000	\$0	\$0	\$132,620,000	\$133,620,000	\$133,620,000	\$ -	
	Award Adjustments, Change Orders, etc.	\$12,383,176	\$31,114,469	\$2,938,744	\$7,778,617	\$15,321,920	\$38,893,087	\$15,321,920	\$ 23,571,167	
	Metropolitan Planning	\$10,008,876	\$11,552,321	\$2,502,219	\$2,888,080	\$12,511,095	\$14,440,401	\$12,511,095	\$ 1,929,306	
	State Planning & Research	\$20,431,055	\$22,853,971	\$5,107,764	\$5,713,493	\$25,538,819	\$28,567,464	\$19,000,000	\$ 9,567,464	
	Recreational Trails	\$1,186,729	\$1,186,729	\$296,682	\$296,682	\$1,483,411	\$1,483,411	\$1,483,411	\$ 0	
	Railroad Grade Crossings	\$2,000,000	\$2,371,999	\$222,222	\$0	\$2,222,222	\$2,371,999	\$2,222,222	\$ 149,777	
	SRTS Education	\$1,399,349	\$1,565,298	\$364,659	\$391,324	\$1,823,293	\$1,956,622	\$1,749,146	\$ 207,476	
	Transit Grant Program	\$1,580,000	\$0	\$369,989	\$0	\$1,849,944	\$0	\$1,975,000	\$ (1,975,000)	
	Flex to FTA	\$0	\$0	\$0	\$0	\$0	\$0	\$0	\$ -	
	Regional Priorities									
	Regional Share (%)	MPO	\$195,612,737	\$233,268,128	\$48,903,185	\$58,317,032	\$244,515,922	\$291,585,161	\$210,364,252	\$ 81,220,909
	3.5596	Berkshire Region	\$6,963,031	\$8,303,412	\$1,740,758	\$2,075,853	\$8,703,789	\$10,379,265	\$8,703,788	\$ 1,675,477
	42.9671	Boston Region	\$84,049,120	\$100,228,550	\$21,012,280	\$25,057,138	\$105,061,400	\$125,285,688	\$84,712,046	\$ 40,573,642
	4.5851	Cape Cod	\$8,969,040	\$10,695,577	\$2,242,260	\$2,673,894	\$11,211,300	\$13,369,471	\$11,211,300	\$ 2,158,171
	8.6901	Central Mass	\$16,998,942	\$20,271,234	\$4,249,736	\$5,067,808	\$21,248,678	\$25,339,042	\$17,989,196	\$ 7,349,846
	2.5397	Franklin Region	\$4,967,977	\$5,924,311	\$1,241,994	\$1,481,078	\$6,209,971	\$7,405,388	\$3,619,452	\$ 3,785,936
	0.3100	Martha's Vineyard	\$606,399	\$723,131	\$151,600	\$180,783	\$757,999	\$903,914	\$0	\$ 903,914
	4.4296	Merrimack Valley	\$8,664,862	\$10,332,845	\$2,166,216	\$2,583,211	\$10,831,078	\$12,916,056	\$10,831,078	\$ 2,084,978
	4.4596	Montachusett	\$8,723,546	\$10,402,825	\$2,180,887	\$2,600,706	\$10,904,433	\$13,003,532	\$10,863,274	\$ 2,140,258
	0.2200	Nantucket	\$430,348	\$513,190	\$107,587	\$128,297	\$537,935	\$641,487	\$0	\$ 641,487
	3.9096	Northern Middlesex	\$7,647,676	\$9,119,851	\$1,911,919	\$2,279,963	\$9,559,595	\$11,399,813	\$9,559,595	\$ 1,840,218
	4.5595	Old Colony	\$8,918,963	\$10,635,860	\$2,229,741	\$2,658,965	\$11,148,704	\$13,294,825	\$11,148,703	\$ 2,146,122
	10.8100	Pioneer Valley	\$21,145,737	\$25,216,285	\$5,286,434	\$6,304,071	\$26,432,171	\$31,520,356	\$22,487,591	\$ 9,032,765
	8.9601	Southeastern Mass	\$17,527,097	\$20,901,058	\$4,381,774	\$5,225,264	\$21,908,871	\$26,126,322	\$19,238,229	\$ 6,888,093
	Highway	\$342,592,606	\$396,316,377	\$78,754,765	\$33,199,644	\$421,347,371	\$429,516,020	\$419,335,424	\$ 10,180,596	
	Grand Total	\$720,814,528	\$833,849,292	\$139,460,228	\$108,584,873	\$860,274,757	\$942,434,165	\$817,582,470	\$ 124,851,695	

*FFY 2023-2027 Development STIP assumes 90% obligation limitation based on average of previous 5 years.

**Highway Program sizes subject to change following 2022 TIP Readiness Days Review



Statewide Transportation Improvement Program (STIP) Program Targets

Federal Fiscal Year 2027		\$1,027,911,056							
		Assumed Obligation Authority (federal aid only)^	OA - BIL (Fed Aid only)*	Matching Funds	Matching Funds - BIL	FFY 2027 (Proposed) (Fed Aid + Match)	FFY 2027 - BIL (Proposed) (Fed Aid + Match)	FFY 2027 Programmed (Current)	Programmed vs. FFY 2027 Proposed Targets
Balance Obligation Authority		\$684,230,819	\$799,527,245						
Planned Redistribution Request		\$50,000,000	\$50,000,000						
Total Non-earmarked Funding Available		\$734,230,819	\$849,527,245	\$139,460,228	\$178,383,812	\$873,691,047	\$1,027,911,056		
Planning/Adjustments/Pass-throughs		\$185,261,368	\$198,247,416	\$11,802,279	\$15,563,854	\$197,063,647	\$213,811,271	\$0	\$ 213,811,271
ABP GANS Repayment		\$136,292,400	\$133,620,000	\$0	\$0	\$132,620,000	\$133,620,000		\$ 133,620,000
Award Adjustments, Change Orders, etc.		\$12,630,840	\$24,773,827	\$2,938,744	\$6,193,457	\$15,321,920	\$30,967,284		\$ 30,967,284
Metropolitan Planning		\$10,209,054	\$11,552,321	\$2,502,219	\$2,888,080	\$12,511,095	\$14,440,401		\$ 14,440,401
State Planning & Research		\$20,839,676	\$23,315,205	\$5,107,764	\$5,828,801	\$25,538,819	\$29,144,006		\$ 29,144,006
Recreational Trails		\$1,210,464	\$1,186,729	\$296,682	\$296,682	\$1,483,411	\$1,483,411		\$ 1,483,411
Railroad Grade Crossings		\$2,040,000	\$2,371,999	\$222,222	\$0	\$2,222,222	\$2,371,999		\$ 2,371,999
SRTS Education		\$1,427,336	\$1,427,336	\$364,659	\$356,834	\$1,823,293	\$1,784,170		\$ 1,784,170
Transit Grant Program		\$1,611,600	\$0	\$369,989	\$0	\$1,849,944	\$0		\$ -
Flex to FTA		\$0	\$0	\$0	\$0	\$0	\$0		\$ -
Regional Priorities									
Regional Share (%)									
MPO		\$199,524,992	\$245,853,752	\$48,903,185	\$61,463,438	\$248,428,177	\$307,317,191	\$0	\$ 307,317,191
3.5596	Berkshire Region	\$7,102,292	\$8,751,410	\$1,740,758	\$2,187,853	\$9,031,063	\$10,939,263		\$ 10,939,263
42.9671	Boston Region	\$85,730,102	\$105,636,228	\$21,012,280	\$26,409,057	\$109,011,849	\$132,045,285		\$ 132,045,285
4.5851	Cape Cod	\$9,148,421	\$11,272,640	\$2,242,260	\$2,818,160	\$11,632,859	\$14,090,801		\$ 14,090,801
8.6901	Central Mass	\$17,338,921	\$21,364,937	\$4,249,736	\$5,341,234	\$22,047,657	\$26,706,171		\$ 26,706,171
2.5397	Franklin Region	\$5,067,337	\$6,243,948	\$1,241,994	\$1,560,987	\$6,443,474	\$7,804,935		\$ 7,804,935
0.3100	Martha's Vineyard	\$618,527	\$762,147	\$151,600	\$190,537	\$786,501	\$952,683		\$ 952,683
4.4296	Merrimack Valley	\$8,838,159	\$10,890,338	\$2,166,216	\$2,722,584	\$11,238,340	\$13,612,922		\$ 13,612,922
4.4596	Montachusett	\$8,898,017	\$10,964,094	\$2,180,887	\$2,741,023	\$11,314,453	\$13,705,117		\$ 13,705,117
0.2200	Nantucket	\$438,955	\$540,878	\$107,587	\$135,220	\$558,162	\$676,098		\$ 676,098
3.9096	Northern Middlesex	\$7,800,630	\$9,611,898	\$1,911,919	\$2,402,975	\$9,919,048	\$12,014,873		\$ 12,014,873
4.5595	Old Colony	\$9,097,342	\$11,209,702	\$2,229,741	\$2,802,425	\$11,567,910	\$14,012,127		\$ 14,012,127
10.8100	Pioneer Valley	\$21,568,652	\$26,576,791	\$5,286,434	\$6,644,198	\$27,426,056	\$33,220,988		\$ 33,220,988
8.9601	Southeastern Mass	\$17,877,639	\$22,028,742	\$4,381,774	\$5,507,186	\$22,732,674	\$27,535,928		\$ 27,535,928
Highway		\$349,444,458	\$405,426,076	\$78,754,765	\$101,356,519	\$428,199,223	\$506,782,595	\$0	\$ 506,782,595
Grand Total		\$734,230,819	\$849,527,245	\$139,460,228	\$178,383,812	\$873,691,047	\$1,027,911,056	\$0	\$ 1,027,911,056

^FFY 2027 Totals are based on increasing program based on Current FY 2026 Program inflated 2%

*FFY 2023-2027 Development STIP assumes 90% obligation limitation based on average of previous 5 years.

**Highway Program sizes subject to change following 2022 TIP Readiness Days Review

APPENDIX F: SYSTEM PRESERVATION, OPERATIONS AND MAINTENANCE

The numbers in the table below represent the operations and maintenance budget approved by the LRTA Advisory Board, and projections for the out-years as used in the Program Preview meetings with the State. This data projects that revenues will meet the operating needs of the LRTA.

LRTA OPERATIONS AND MAINTENANCE SUMMARY

Operating Revenue	SFY 2023	SFY 2024	SFY 2025	SFY 2026	SFY 2027
Farebox	\$725,000	\$761,250	\$820,000	\$900,000	\$1,000,000
Section 5307	\$2,004,594	\$2,344,524	\$2,781,797	\$3,739,133	\$5,135,044
Section 5311	\$0	\$0	\$0	\$0	\$0
CMAQ/TDM	\$0	\$0	\$0	\$0	\$0
Federally Funded Contract Work*	\$0	\$0	\$0	\$0	\$0
Jobs Access/ Reverse Commute	\$0	\$0	\$0	\$0	\$0
CARES/ARPA Act	\$2,700,000	\$2,500,000	\$2,175,949	\$1,309,181	\$0
Advertising	\$37,080	\$38,192	\$50,000	\$70,000	\$80,000
Interest Income	\$3,090	\$3,183	\$5,000	\$6,000	\$7,000
Rental Income	\$320,000	\$350,000	\$360,500	\$371,315	\$382,454
State Contract Assistance**	\$4,377,554	\$4,508,880	\$4,644,146	\$4,783,471	\$4,926,975
Local Assessment	\$3,157,384	\$3,236,319	\$3,317,227	\$3,400,158	\$3,485,162
Other: sale of used equipment and other miscellaneous revenues	\$15,450	\$15,914	\$16,391	\$16,882	\$17,389
TOTAL	\$13,340,152	\$13,758,262	\$14,171,010	\$14,596,140	\$15,034,024
Operating Expenses***	SFY 2023	SFY 2024	SFY 2025	SFY 2026	SFY 2027
TOTAL (see description below)	\$13,340,152	\$13,758,262	\$14,171,010	\$14,596,140	\$15,034,024

Source: LRTA

* Federally funded refers to contract work, often to Human Service Agencies

** Operating assistance provided by the State

*** Description of Operating Expenses: Salaries and wages; fringe benefits; legal, accounting and professional services; promotion/marketing; insurance; equipment leases and rentals; real property leases and rentals; non-capitalized maintenance/repair; fuel costs; tire costs; office supplies and equipment; interest expense; utilities; management fees; travel and training; and other miscellaneous expense items.

The following tables represent the Highway operations and maintenance budget approved by MassDOT. This data presents the Statewide and District (3 and 4) contracts plus expenditures within the Northern Middlesex MPO boundary.

Operating and Maintenance Expenditures as of March 2022						
Statewide and District Contracts plus Expenditures within MPO boundaries						
Program Group/Sub Group	Est SFY 2022 Spending	Est SFY 2023 Spending	Est SFY 2024 Spending	Est SFY 2025 Spending	Est SFY 2026 Spending	
Part 1: Non-Federal Aid						
Section I - Non Federal Aid Maintenance Projects - State Bondfunds						
01 - ADA Retrofits						
Sidewalk Construction and Repairs	\$ 78,719	\$ 114,000	\$ 52,000	\$ -	\$ -	
02 - Bicycles and pedestrians program						
Bikeway/Bike Path Construction	\$ -	\$ -	\$ -	\$ -	\$ -	
03 - Bridge						
Bridge Maintenance	\$ 47,360,434	\$ 22,008,112	\$ 7,019,328	\$ 345,318	\$ -	
Bridge Maintenance - Deck Repairs	\$ 13,072,586	\$ 8,334,358	\$ 5,311,045	\$ 443,585	\$ -	
Bridge Maintenance - Joints	\$ 3,793,035	\$ 2,804,206	\$ 1,208,481	\$ 68,432	\$ -	
Bridge Preservation	\$ 2,882,033	\$ 11,816,698	\$ 4,974,667	\$ 317,981	\$ -	
Drawbridge Maintenance	\$ 5,575,223	\$ 2,560,174	\$ -	\$ -	\$ -	
Painting - Structural	\$ 6,162,363	\$ 1,605,861	\$ -	\$ -	\$ -	
Structures Maintenance	\$ 284,948	\$ 142,680	\$ -	\$ -	\$ -	
04 - Capacity						
Highway Relocation	\$ -	\$ -	\$ -	\$ -	\$ -	
Hwy Reconstr - Added Capacity	\$ -	\$ -	\$ -	\$ -	\$ -	
Hwy Reconstr - Major Widening	\$ -	\$ -	\$ -	\$ -	\$ -	
05 - Facilities						
Vertical Construction (Ch 149)	\$ 6,669,216	\$ 5,718,204	\$ 1,651,487	\$ 114,754	\$ -	
07 - Intersection Improvements						
Traffic Signals	\$ 3,488,759	\$ 2,224,126	\$ 1,914,764	\$ 94,957	\$ -	
08 - Interstate Pavement						
Resurfacing Interstate	\$ -	\$ -	\$ -	\$ -	\$ -	
09 - Intelligent Transportation Systems Program						
Intelligent Transportation System	\$ -	\$ -	\$ -	\$ -	\$ -	
10 - Non-interstate DOT Pavement Program						
Milling and Cold Planing	\$ 625,000	\$ 695,000	\$ 65,316	\$ -	\$ -	
Resurfacing	\$ 6,415,673	\$ 4,437,466	\$ 3,658,730	\$ 956,730	\$ -	
Resurfacing DOT Owned Non-Interstate	\$ 5,222,136	\$ 3,704,756	\$ 1,345,715	\$ 178,272	\$ -	
11 - Roadway Improvements						
Asbestos Removal	\$ -	\$ -	\$ -	\$ -	\$ -	
Catch Basin Cleaning	\$ 1,966,347	\$ 1,455,089	\$ 310,866	\$ -	\$ -	
Contract Highway Maintenance	\$ 3,190,450	\$ 3,000,531	\$ 1,668,618	\$ 100,901	\$ -	
Crack Sealing	\$ 1,672,864	\$ 1,194,760	\$ 706,377	\$ 109,600	\$ -	
Culvert Maintenance	\$ -	\$ -	\$ -	\$ -	\$ -	
Culvert Reconstruction/Rehab	\$ -	\$ -	\$ -	\$ -	\$ -	
Drainage	\$ 7,341,532	\$ 6,292,153	\$ 1,154,896	\$ 103,925	\$ -	
Dredging	\$ -	\$ -	\$ -	\$ -	\$ -	
Guard Rail & Fencing	\$ 3,429,456	\$ 4,146,615	\$ 1,845,428	\$ 278,197	\$ -	
Highway Sweeping	\$ 963,234	\$ 1,007,278	\$ 141,245	\$ -	\$ -	
Landscaping	\$ 233,427	\$ 600,000	\$ 244,014	\$ -	\$ -	
Mowing and Spraying	\$ 2,002,002	\$ 1,038,229	\$ 357,576	\$ 29,565	\$ -	
Sewer and Water	\$ 3,904	\$ 20,843	\$ 10,580	\$ -	\$ -	
Tree Trimming	\$ 3,939,855	\$ 2,625,059	\$ 722,777	\$ -	\$ -	
12 - Roadway Reconstruction						
Hwy Reconstr - No Added Capacity	\$ 6,001	\$ -	\$ -	\$ -	\$ -	
Hwy Reconstr - Restr and Rehab	\$ 646,014	\$ 109,047	\$ 265,670	\$ 177,113	\$ -	
Roadway - Reconstr - Sidewalks and Curbing	\$ 1,879,857	\$ 748,676	\$ -	\$ -	\$ -	
13 - Safety Improvements						
Electrical	\$ 398,549	\$ -	\$ -	\$ -	\$ -	
Impact Attenuators	\$ 1,068,681	\$ 911,141	\$ 346,248	\$ 129,196	\$ -	
Lighting	\$ 3,735,830	\$ 2,267,423	\$ 1,281,166	\$ 116,870	\$ -	
Pavement Marking	\$ 3,332,465	\$ 3,166,821	\$ 1,623,975	\$ 343,891	\$ -	
Safety Improvements	\$ 227,620	\$ 33,595	\$ -	\$ -	\$ -	
Sign Installation/Upgrading	\$ 545,832	\$ 833,711	\$ 827,507	\$ 65,739	\$ -	
Structural Signing	\$ 359,312	\$ 129,607	\$ -	\$ -	\$ -	
Section I Total:	\$ 138,573,354	\$ 95,746,219	\$ 38,708,474	\$ 3,975,025	\$ -	
Section II - Non Federal Aid Highway Operations - State Operating Budget Funding						
Snow and Ice Operations & Materials						
	\$ 83,800,000	\$ 95,000,000	\$ 95,000,000	\$ 95,000,000	\$ 95,000,000	
District Maintenance Payroll						
Mowing, Litter Mgmt, Sight Distance Clearing, Etc.	\$ 34,400,000	\$ 35,440,000	\$ 36,510,000	\$ 37,610,000	\$ 38,740,000	
Section II Total:	\$ 118,200,000	\$ 130,440,000	\$ 131,510,000	\$ 132,610,000	\$ 133,740,000	
Grand Total NFA:	\$ 256,773,354	\$ 226,186,219	\$ 170,218,474	\$ 136,585,025	\$ 133,740,000	

Operating and Maintenance Expenditures as of March 2022

Statewide and District Contracts plus Expenditures within MPO boundaries

Program Group/Sub Group	Est SFY 2022 Spending	Est SFY 2023 Spending	Est SFY 2024 Spending	Est SFY 2025 Spending	Est SFY 2026 Spending
Part 2: Federal Aid					
Section I - Federal Aid Maintenance Projects					
01 - ADA Retrofits					
Sidewalk Construction and Repairs	\$ -	\$ -	\$ -	\$ -	\$ -
02 - Bicycles and pedestrians program					
Bikeway/Bike Path Construction	\$ -	\$ -	\$ -	\$ -	\$ -
03 - Bridge					
Bridge Maintenance	\$ 3,805,564	\$ 502,504	\$ 2,357,142	\$ -	\$ -
Bridge Maintenance - Deck Repairs	\$ -	\$ -	\$ 1,038,762	\$ 952,198	\$ -
Bridge Maintenance - Joints	\$ -	\$ -	\$ -	\$ -	\$ -
Bridge Preservation	\$ -	\$ -	\$ -	\$ -	\$ -
Bridge Reconstruction/Rehab	\$ -	\$ -	\$ -	\$ -	\$ -
Drawbridge Maintenance	\$ -	\$ -	\$ -	\$ -	\$ -
Painting - Structural	\$ 3,401,816	\$ 378,207	\$ -	\$ -	\$ -
Structures Maintenance	\$ 238,348	\$ 2,860,181	\$ 1,430,090	\$ -	\$ -
04 - Capacity					
Hwy Reconstr - Added Capacity	\$ -	\$ -	\$ -	\$ -	\$ -
05 - Facilities					
Vertical Construction (Ch 149)	\$ -	\$ -	\$ -	\$ -	\$ -
07 - Intersection Improvements					
Traffic Signals	\$ -	\$ -	\$ -	\$ -	\$ -
08 - Interstate Pavement					
Resurfacing Interstate	\$ -	\$ -	\$ -	\$ -	\$ -
09 - Intelligent Transportation Systems Program					
Intelligent Transportation System	\$ -	\$ -	\$ -	\$ -	\$ -
10 - Non-interstate DOT Pavement Program					
Milling and Cold Planing	\$ -	\$ -	\$ -	\$ -	\$ -
Resurfacing	\$ -	\$ -	\$ -	\$ -	\$ -
Resurfacing DOT Owned Non-Interstate	\$ -	\$ -	\$ -	\$ -	\$ -
11 - Roadway Improvements					
Asbestos Removal	\$ -	\$ -	\$ -	\$ -	\$ -
Catch Basin Cleaning	\$ -	\$ -	\$ -	\$ -	\$ -
Contract Highway Maintenance	\$ -	\$ -	\$ -	\$ -	\$ -
Crack Sealing	\$ -	\$ -	\$ -	\$ -	\$ -
Culvert Maintenance	\$ -	\$ -	\$ -	\$ -	\$ -
Culvert Reconstruction/Rehab	\$ -	\$ -	\$ -	\$ -	\$ -
Drainage	\$ -	\$ -	\$ -	\$ -	\$ -
Guard Rail & Fencing	\$ -	\$ -	\$ -	\$ -	\$ -
Highway Sweeping	\$ -	\$ -	\$ -	\$ -	\$ -
Landscaping	\$ -	\$ -	\$ -	\$ -	\$ -
Mowing and Spraying	\$ -	\$ -	\$ -	\$ -	\$ -
Sewer and Water	\$ -	\$ -	\$ -	\$ -	\$ -
Tree Trimming	\$ -	\$ -	\$ -	\$ -	\$ -
12 - Roadway Reconstruction					
Hwy Reconstr - Restr and Rehab	\$ -	\$ -	\$ -	\$ -	\$ -
13 - Safety Improvements					
Electrical	\$ -	\$ -	\$ -	\$ -	\$ -
Impact Attenuators	\$ -	\$ -	\$ -	\$ -	\$ -
Lighting	\$ 5,557,056	\$ 9,931	\$ 978,483	\$ -	\$ -
Pavement Marking	\$ -	\$ -	\$ -	\$ -	\$ -
Safety Improvements	\$ -	\$ -	\$ -	\$ -	\$ -
Sign Installation/Upgrading	\$ -	\$ -	\$ -	\$ -	\$ -
Structural Signing	\$ 583,693	\$ 99,450	\$ -	\$ -	\$ -
Section I Total:	\$ 13,586,477	\$ 3,850,272	\$ 5,804,478	\$ 952,198	\$ -

FFY 2023-2027 Northern Middlesex Transportation Improvement Program					
Grand Total Federal Aid:	\$ 13,586,477	\$ 3,850,272	\$ 5,804,478	\$ 952,198	\$ -

Operating and Maintenance Expenditures as of March 2022

Statewide and District Contracts

Program Group/Sub Group	Est SFY 2022 Spending	Est SFY 2023 Spending	Est SFY 2024 Spending	Est SFY 2025 Spending	Est SFY 2026 Spending
Part 1: Non-Federal Aid					
Section I - Non Federal Aid Maintenance Projects - State Bondfunds					
01 - ADA Retrofits					
Sidewalk Construction and Repairs	\$ 78,719	\$ 114,000	\$ 52,000	\$ -	\$ -
02 - Bicycles and pedestrians program					
Bikeway/Bike Path Construction	\$ -	\$ -	\$ -	\$ -	\$ -
03 - Bridge					
Bridge Maintenance	\$ 36,405,775	\$ 18,815,892	\$ 6,183,863	\$ 345,318	\$ -
Bridge Maintenance - Deck Repairs	\$ 13,072,586	\$ 8,334,358	\$ 5,311,045	\$ 443,585	\$ -
Bridge Maintenance - Joints	\$ 3,793,035	\$ 2,804,206	\$ 1,208,481	\$ 68,432	\$ -
Bridge Preservation	\$ 722,817	\$ 1,510,000	\$ 635,000	\$ -	\$ -
Drawbridge Maintenance	\$ 5,575,223	\$ 2,560,174	\$ -	\$ -	\$ -
Painting - Structural	\$ 4,516,054	\$ 1,605,861	\$ -	\$ -	\$ -
Structures Maintenance	\$ 284,948	\$ 142,680	\$ -	\$ -	\$ -
04 - Capacity					
Highway Relocation	\$ -	\$ -	\$ -	\$ -	\$ -
Hwy Reconstr - Added Capacity	\$ -	\$ -	\$ -	\$ -	\$ -
Hwy Reconstr - Major Widening	\$ -	\$ -	\$ -	\$ -	\$ -
05 - Facilities					
Vertical Construction (Ch 149)	\$ 4,429,468	\$ 2,368,944	\$ 929,429	\$ 114,754	\$ -
07 - Intersection Improvements					
Traffic Signals	\$ 3,488,759	\$ 2,224,126	\$ 1,914,764	\$ 94,957	\$ -
08 - Interstate Pavement					
Resurfacing Interstate	\$ -	\$ -	\$ -	\$ -	\$ -
09 - Intelligent Transportation Systems Program					
Intelligent Transportation System	\$ -	\$ -	\$ -	\$ -	\$ -
10 - Non-Interstate DOT Pavement Program					
Milling and Cold Planing	\$ 625,000	\$ 695,000	\$ 65,316	\$ -	\$ -
Resurfacing	\$ 6,415,673	\$ 4,437,466	\$ 3,658,730	\$ 956,730	\$ -
Resurfacing DOT Owned Non-Interstate	\$ 5,203,927	\$ 3,704,756	\$ 1,345,715	\$ 178,272	\$ -
11 - Roadway Improvements					
Asbestos Removal	\$ -	\$ -	\$ -	\$ -	\$ -
Catch Basin Cleaning	\$ 1,966,347	\$ 1,455,089	\$ 310,866	\$ -	\$ -
Contract Highway Maintenance	\$ 3,055,450	\$ 2,387,018	\$ 1,154,312	\$ 72,342	\$ -
Crack Sealing	\$ 1,672,864	\$ 1,194,760	\$ 706,377	\$ 109,600	\$ -
Culvert Maintenance	\$ -	\$ -	\$ -	\$ -	\$ -
Culvert Reconstruction/Rehab	\$ -	\$ -	\$ -	\$ -	\$ -
Drainage	\$ 6,789,520	\$ 5,478,547	\$ 1,040,684	\$ 103,925	\$ -
Dredging	\$ -	\$ -	\$ -	\$ -	\$ -
Guard Rail & Fencing	\$ 3,429,456	\$ 4,146,615	\$ 1,845,428	\$ 278,197	\$ -
Highway Sweeping	\$ 963,234	\$ 1,007,278	\$ 141,245	\$ -	\$ -
Landscaping	\$ 233,427	\$ 600,000	\$ 244,014	\$ -	\$ -
Mowing and Spraying	\$ 1,984,043	\$ 822,728	\$ 177,992	\$ 29,565	\$ -
Sewer and Water	\$ 3,904	\$ 20,843	\$ 10,580	\$ -	\$ -
Tree Trimming	\$ 3,939,855	\$ 2,625,059	\$ 722,777	\$ -	\$ -
12 - Roadway Reconstruction					
Hwy Reconstr - No Added Capacity	\$ 6,001	\$ -	\$ -	\$ -	\$ -
Hwy Reconstr - Restr and Rehab	\$ 646,014	\$ 109,047	\$ 265,670	\$ 177,113	\$ -
Roadway - Reconstr - Sidewalks and Curbing	\$ 1,879,857	\$ 748,676	\$ -	\$ -	\$ -
13 - Safety Improvements					
Electrical	\$ 398,549	\$ -	\$ -	\$ -	\$ -
Impact Attenuators	\$ 1,068,681	\$ 842,686	\$ 181,956	\$ 47,050	\$ -
Lighting	\$ 3,735,830	\$ 2,267,423	\$ 1,281,166	\$ 116,870	\$ -
Pavement Marking	\$ 3,332,465	\$ 3,166,821	\$ 1,623,975	\$ 343,891	\$ -
Safety Improvements	\$ 227,620	\$ 33,595	\$ -	\$ -	\$ -
Sign Installation/Upgrading	\$ 467,832	\$ 573,711	\$ 646,592	\$ 65,739	\$ -
Structural Signing	\$ 359,312	\$ 129,607	\$ -	\$ -	\$ -
Section I Total:	\$ 120,772,243	\$ 76,926,966	\$ 31,657,976	\$ 3,546,339	\$ -
Section II - Non Federal Aid Highway Operations - State Operating Budget Funding					
Snow and Ice Operations & Materials					
District Maintenance Payroll	\$ 83,800,000	\$ 95,000,000	\$ 95,000,000	\$ 95,000,000	\$ 95,000,000
Mowing, Litter Mgmt, Sight Distance Clearing, Etc.	\$ 34,400,000	\$ 35,440,000	\$ 36,510,000	\$ 37,610,000	\$ 38,740,000
Section II Total:	\$ 118,200,000	\$ 130,440,000	\$ 131,510,000	\$ 132,610,000	\$ 133,740,000
Grand Total NFA:	\$ 238,972,243	\$ 207,366,966	\$ 163,167,976	\$ 136,156,339	\$ 133,740,000

Operating and Maintenance Expenditures as of March 2022

Statewide and District Contracts

Program Group/Sub Group	Est SFY 2022 Spending	Est SFY 2023 Spending	Est SFY 2024 Spending	Est SFY 2025 Spending	Est SFY 2026 Spending
Part 2: Federal Aid					
Section I - Federal Aid Maintenance Projects					
01 - ADA Retrofits					
Sidewalk Construction and Repairs	\$ -	\$ -	\$ -	\$ -	\$ -
02 - Bicycles and pedestrians program					
Bikeway/Bike Path Construction	\$ -	\$ -	\$ -	\$ -	\$ -
03 - Bridge					
Bridge Maintenance	\$ 2,557,469	\$ 502,504	\$ -	\$ -	\$ -
Bridge Maintenance - Deck Repairs	\$ -	\$ -	\$ -	\$ -	\$ -
Bridge Maintenance - Joints	\$ -	\$ -	\$ -	\$ -	\$ -
Bridge Preservation	\$ -	\$ -	\$ -	\$ -	\$ -
Bridge Reconstruction/Rehab	\$ -	\$ -	\$ -	\$ -	\$ -
Drawbridge Maintenance	\$ -	\$ -	\$ -	\$ -	\$ -
Painting - Structural	\$ 3,401,816	\$ 378,207	\$ -	\$ -	\$ -
Structures Maintenance	\$ -	\$ -	\$ -	\$ -	\$ -
04 - Capacity					
Hwy Reconstr - Added Capacity	\$ -	\$ -	\$ -	\$ -	\$ -
05 - Facilities					
Vertical Construction (Ch 149)	\$ -	\$ -	\$ -	\$ -	\$ -
07 - Intersection Improvements					
Traffic Signals	\$ -	\$ -	\$ -	\$ -	\$ -
08 - Interstate Pavement					
Resurfacing Interstate	\$ -	\$ -	\$ -	\$ -	\$ -
09 - Intelligent Transportation Systems Program					
Intelligent Transportation System	\$ -	\$ -	\$ -	\$ -	\$ -
10 - Non-interstate DOT Pavement Program					
Milling and Cold Planing	\$ -	\$ -	\$ -	\$ -	\$ -
Resurfacing	\$ -	\$ -	\$ -	\$ -	\$ -
Resurfacing DOT Owned Non-Interstate	\$ -	\$ -	\$ -	\$ -	\$ -
11 - Roadway Improvements					
Asbestos Removal	\$ -	\$ -	\$ -	\$ -	\$ -
Catch Basin Cleaning	\$ -	\$ -	\$ -	\$ -	\$ -
Contract Highway Maintenance	\$ -	\$ -	\$ -	\$ -	\$ -
Crack Sealing	\$ -	\$ -	\$ -	\$ -	\$ -
Culvert Maintenance	\$ -	\$ -	\$ -	\$ -	\$ -
Culvert Reconstruction/Rehab	\$ -	\$ -	\$ -	\$ -	\$ -
Drainage	\$ -	\$ -	\$ -	\$ -	\$ -
Guard Rail & Fencing	\$ -	\$ -	\$ -	\$ -	\$ -
Highway Sweeping	\$ -	\$ -	\$ -	\$ -	\$ -
Landscaping	\$ -	\$ -	\$ -	\$ -	\$ -
Mowing and Spraying	\$ -	\$ -	\$ -	\$ -	\$ -
Sewer and Water	\$ -	\$ -	\$ -	\$ -	\$ -
Tree Trimming	\$ -	\$ -	\$ -	\$ -	\$ -
12 - Roadway Reconstruction					
Hwy Reconstr - Restr and Rehab	\$ -	\$ -	\$ -	\$ -	\$ -
13 - Safety Improvements					
Electrical	\$ -	\$ -	\$ -	\$ -	\$ -
Impact Attenuators	\$ -	\$ -	\$ -	\$ -	\$ -
Lighting	\$ -	\$ -	\$ -	\$ -	\$ -
Pavement Marking	\$ -	\$ -	\$ -	\$ -	\$ -
Safety Improvements	\$ -	\$ -	\$ -	\$ -	\$ -
Sign Installation/Upgrading	\$ -	\$ -	\$ -	\$ -	\$ -
Structural Signing	\$ 583,693	\$ 99,450	\$ -	\$ -	\$ -
Section I Total:	\$ 6,542,978	\$ 980,161	\$ -	\$ -	\$ -
FFY 2023-2027 Northern Middlesex Transportation Improvement Program					
Grand Total Federal Aid:	\$ 6,542,978	\$ 980,161	\$ -	\$ -	\$ -

Operating and Maintenance Expenditures as of March 2022

Program Group/Sub Group	Northern Middlesex				
	Est SFY 2022 Spending	Est SFY 2023 Spending	Est SFY 2024 Spending	Est SFY 2025 Spending	Est SFY 2026 Spending
Part 1: Non-Federal Aid					
Section I - Non Federal Aid Maintenance Projects - State Bondfunds					
01 - ADA Retrofits					
Sidewalk Construction and Repairs	\$ -	\$ -	\$ -	\$ -	\$ -
02 - Bicycles and pedestrians program					
Bikeway/Bike Path Construction	\$ -	\$ -	\$ -	\$ -	\$ -
03 - Bridge					
Bridge Maintenance	\$ -	\$ -	\$ -	\$ -	\$ -
Bridge Maintenance - Deck Repairs	\$ -	\$ -	\$ -	\$ -	\$ -
Bridge Maintenance - Joints	\$ -	\$ -	\$ -	\$ -	\$ -
Bridge Preservation	\$ -	\$ -	\$ -	\$ -	\$ -
Drawbridge Maintenance	\$ -	\$ -	\$ -	\$ -	\$ -
Painting - Structural	\$ -	\$ -	\$ -	\$ -	\$ -
Structures Maintenance	\$ -	\$ -	\$ -	\$ -	\$ -
04 - Capacity					
Highway Relocation	\$ -	\$ -	\$ -	\$ -	\$ -
Hwy Reconstr - Added Capacity	\$ -	\$ -	\$ -	\$ -	\$ -
Hwy Reconstr - Major Widening	\$ -	\$ -	\$ -	\$ -	\$ -
05 - Facilities					
Vertical Construction (Ch 149)	\$ -	\$ -	\$ -	\$ -	\$ -
07 - Intersection Improvements					
Traffic Signals	\$ -	\$ -	\$ -	\$ -	\$ -
08 - Interstate Pavement					
Resurfacing Interstate	\$ -	\$ -	\$ -	\$ -	\$ -
09 - Intelligent Transportation Systems Program					
Intelligent Transportation System	\$ -	\$ -	\$ -	\$ -	\$ -
10 - Non-interstate DOT Pavement Program					
Milling and Cold Planing	\$ -	\$ -	\$ -	\$ -	\$ -
Resurfacing	\$ -	\$ -	\$ -	\$ -	\$ -
Resurfacing DOT Owned Non-Interstate	\$ -	\$ -	\$ -	\$ -	\$ -
11 - Roadway Improvements					
Asbestos Removal	\$ -	\$ -	\$ -	\$ -	\$ -
Catch Basin Cleaning	\$ -	\$ -	\$ -	\$ -	\$ -
Contract Highway Maintenance	\$ -	\$ -	\$ -	\$ -	\$ -
Crack Sealing	\$ -	\$ -	\$ -	\$ -	\$ -
Culvert Maintenance	\$ -	\$ -	\$ -	\$ -	\$ -
Culvert Reconstruction/Rehab	\$ -	\$ -	\$ -	\$ -	\$ -
Drainage	\$ -	\$ -	\$ -	\$ -	\$ -
Dredging	\$ -	\$ -	\$ -	\$ -	\$ -
Guard Rail & Fencing	\$ -	\$ -	\$ -	\$ -	\$ -
Highway Sweeping	\$ -	\$ -	\$ -	\$ -	\$ -
Landscaping	\$ -	\$ -	\$ -	\$ -	\$ -
Mowing and Spraying	\$ -	\$ -	\$ -	\$ -	\$ -
Sewer and Water	\$ -	\$ -	\$ -	\$ -	\$ -
Tree Trimming	\$ -	\$ -	\$ -	\$ -	\$ -
12 - Roadway Reconstruction					
Hwy Reconstr - No Added Capacity	\$ -	\$ -	\$ -	\$ -	\$ -
Hwy Reconstr - Restr and Rehab	\$ -	\$ -	\$ -	\$ -	\$ -
Roadway - Reconstr - Sidewalks and Curbing	\$ -	\$ -	\$ -	\$ -	\$ -
13 - Safety Improvements					
Electrical	\$ -	\$ -	\$ -	\$ -	\$ -
Impact Attenuators	\$ -	\$ -	\$ -	\$ -	\$ -
Lighting	\$ -	\$ -	\$ -	\$ -	\$ -
Pavement Marking	\$ -	\$ -	\$ -	\$ -	\$ -
Safety Improvements	\$ -	\$ -	\$ -	\$ -	\$ -
Sign Installation/Upgrading	\$ -	\$ -	\$ -	\$ -	\$ -
Structural Signing	\$ -	\$ -	\$ -	\$ -	\$ -
Section I Total:	\$ -	\$ -	\$ -	\$ -	\$ -
Section II - Non Federal Aid Highway Operations - State Operating Budget Funding					
Snow and Ice Operations & Materials					
District Maintenance Payroll	\$ -	\$ -	\$ -	\$ -	\$ -
Mowing, Litter Mgmt, Sight Distance Clearing, Etc.	\$ -	\$ -	\$ -	\$ -	\$ -
Section II Total:	\$ -	\$ -	\$ -	\$ -	\$ -
Grand Total NFA:	\$ -	\$ -	\$ -	\$ -	\$ -

Operating and Maintenance Expenditures as of March 2022

Northern Middlesex					
Program Group/Sub Group	Est SFY 2022 Spending	Est SFY 2023 Spending	Est SFY 2024 Spending	Est SFY 2025 Spending	Est SFY 2026 Spending
Part 2: Federal Aid					
Section I - Federal Aid Maintenance Projects					
01 - ADA Retrofits					
Sidewalk Construction and Repairs	\$ -	\$ -	\$ -	\$ -	\$ -
02 - Bicycles and pedestrians program					
Bikeway/Bike Path Construction	\$ -	\$ -	\$ -	\$ -	\$ -
03 - Bridge					
Bridge Maintenance	\$ -	\$ -	\$ -	\$ -	\$ -
Bridge Maintenance - Deck Repairs	\$ -	\$ -	\$ -	\$ -	\$ -
Bridge Maintenance - Joints	\$ -	\$ -	\$ -	\$ -	\$ -
Bridge Preservation	\$ -	\$ -	\$ -	\$ -	\$ -
Bridge Reconstruction/Rehab	\$ -	\$ -	\$ -	\$ -	\$ -
Drawbridge Maintenance	\$ -	\$ -	\$ -	\$ -	\$ -
Painting - Structural	\$ -	\$ -	\$ -	\$ -	\$ -
Structures Maintenance	\$ -	\$ -	\$ -	\$ -	\$ -
04 - Capacity					
Hwy Reconstr - Added Capacity	\$ -	\$ -	\$ -	\$ -	\$ -
05 - Facilities					
Vertical Construction (Ch 149)	\$ -	\$ -	\$ -	\$ -	\$ -
07 - Intersection Improvements					
Traffic Signals	\$ -	\$ -	\$ -	\$ -	\$ -
08 - Interstate Pavement					
Resurfacing Interstate	\$ -	\$ -	\$ -	\$ -	\$ -
09 - Intelligent Transportation Systems Program					
Intelligent Transportation System	\$ -	\$ -	\$ -	\$ -	\$ -
10 - Non-interstate DOT Pavement Program					
Milling and Cold Planing	\$ -	\$ -	\$ -	\$ -	\$ -
Resurfacing	\$ -	\$ -	\$ -	\$ -	\$ -
Resurfacing DOT Owned Non-Interstate	\$ -	\$ -	\$ -	\$ -	\$ -
11 - Roadway Improvements					
Asbestos Removal	\$ -	\$ -	\$ -	\$ -	\$ -
Catch Basin Cleaning	\$ -	\$ -	\$ -	\$ -	\$ -
Contract Highway Maintenance	\$ -	\$ -	\$ -	\$ -	\$ -
Crack Sealing	\$ -	\$ -	\$ -	\$ -	\$ -
Culvert Maintenance	\$ -	\$ -	\$ -	\$ -	\$ -
Culvert Reconstruction/Rehab	\$ -	\$ -	\$ -	\$ -	\$ -
Drainage	\$ -	\$ -	\$ -	\$ -	\$ -
Guard Rail & Fencing	\$ -	\$ -	\$ -	\$ -	\$ -
Highway Sweeping	\$ -	\$ -	\$ -	\$ -	\$ -
Landscaping	\$ -	\$ -	\$ -	\$ -	\$ -
Mowing and Spraying	\$ -	\$ -	\$ -	\$ -	\$ -
Sewer and Water	\$ -	\$ -	\$ -	\$ -	\$ -
Tree Trimming	\$ -	\$ -	\$ -	\$ -	\$ -
12 - Roadway Reconstruction					
Hwy Reconstr - Restr and Rehab	\$ -	\$ -	\$ -	\$ -	\$ -
13 - Safety Improvements					
Electrical	\$ -	\$ -	\$ -	\$ -	\$ -
Impact Attenuators	\$ -	\$ -	\$ -	\$ -	\$ -
Lighting	\$ -	\$ -	\$ -	\$ -	\$ -
Pavement Marking	\$ -	\$ -	\$ -	\$ -	\$ -
Safety Improvements	\$ -	\$ -	\$ -	\$ -	\$ -
Sign Installation/Upgrading	\$ -	\$ -	\$ -	\$ -	\$ -
Structural Signing	\$ -	\$ -	\$ -	\$ -	\$ -
Section I Total:	\$ -	\$ -	\$ -	\$ -	\$ -
Grand Total NFA:	\$ -	\$ -	\$ -	\$ -	\$ -

APPENDIX G: PUBLIC PARTICIPATION PLAN

Public Participation Plan for the Northern Middlesex Metropolitan Planning Organization




Northern Middlesex Metropolitan Planning Organization
Endorsement: June 20, 2016
Amended: March 22, 2017

Prepared by:
Northern Middlesex Council of Governments
40 Church Street, Suite 200
Lowell, MA 01852


NORTHERN MIDDLESEX METROPOLITAN PLANNING ORGANIZATION


ENDORSEMENT OF AMENDMENT TO THE 2016 PUBLIC PARTICIPATION PLAN FOR
THE NORTHERN MIDDLESEX REGION

This document will certify that the Northern Middlesex Metropolitan Planning Organization (NMMPO) hereby endorses an Amendment to the 2016 Public Participation Plan (PPP) for the Northern Middlesex Region. This Plan is being endorsed in accordance with the 3C Transportation Planning Process and complies with Title 23 Section 450 of the Code of Federal Regulations (CFR) specifying that the NMMPO develop a documented public participation plan that defines the process for providing opportunities to interested parties to be involved in the metropolitan planning process.



Stephanie Pollack, Secretary and CEO
Massachusetts Department of Transportation
3/22/17
Date


Pat Wojtas, Town of Chelmsford
Chair, Northern Middlesex Council of Governments
3-22-17
Date


Kevin O'Connor, Chair,
Lowell Regional Transit Authority
3/22/17
Date


David Gay, Town of Tewksbury,
NMCOG MPO Representative
3/22/17
Date

Corey Belanger, City Councilor,
City of Lowell MPO Representative
Date


Tom Bomil, Town of Dracut
Lowell Regional Transit Authority Advisory Board MPO Representative
3-22-17
Date

This page intentionally left blank.

Notice of Nondiscrimination Rights and Protections to Beneficiaries

Federal "Title VI/Nondiscrimination" Protections

The Northern Middlesex Council of Governments (NMCOG) and the Northern Middlesex Metropolitan Planning Organization (NMMPO) operate programs, services, and activities in compliance with federal nondiscrimination laws including Title VI of the Civil Rights Act of 1964 (Title VI), the Civil Rights Restoration Act of 1987, and related statutes and regulations. Title VI prohibits discrimination in federally assisted programs and requires that no person in the United States of America shall, on the grounds of race, color or national origin (including limited English proficiency) be excluded from participation in, be denied the benefits of, or be otherwise subjected to discrimination under any program or activity receiving federal assistance. Related federal nondiscrimination laws administered by the Federal Highway Administration, the Federal Transit Administration, or both, prohibit discrimination on the basis of age, sex, and disability. These protected categories are contemplated within NMMPO's Title VI Programs consistent with federal interpretation and administration. Additionally, NMMPO provides meaningful access to its programs, services, and activities to individuals with limited English proficiency, in compliance with US Department of Transportation policy and guidance on federal Executive Order 13166.

State Nondiscrimination Protections

NMCOG and the NMMPO also comply with the Massachusetts Public Accommodation Law, M.G.L. c 272 §§92a, 98, 98a, prohibiting making any distinction, discrimination, or restriction in admission to or treatment in a place of public accommodation based on race, color, religious creed, national origin, sex, sexual orientation, disability, or ancestry. Likewise, NMCOG and NMMPO comply with the Governor's Executive Order 526, section 4 requiring all programs, activities, and services provided, performed, licensed, chartered, funded, regulated, or contracted by the state shall be conducted without unlawful discrimination based on race, color, age, gender, ethnicity, sexual orientation, gender identity or expression, religion, creed, ancestry, national origin, disability, veteran's status (including Vietnam-era veterans), or background.

Additional Information

To request additional information regarding Title VI and related federal and state nondiscrimination obligations, please contact:

Title VI Specialist
Northern Middlesex Council of Governments
40 Church Street, Suite 200
Lowell, MA 01852
(978) 454-8021
JHoward@nmcog.org

Or

Title VI Specialist
Massachusetts Department of Transportation (MassDOT)
Office of Diversity and Civil Rights (ODCR)
10 Park Plaza
Boston, MA 02116
857-368-8580
TTY: 857-368-0603
MASSDOT.CivilRights@state.ma.us

Complaint Filing

To file a complaint alleging a violation of Title VI or related federal nondiscrimination law, contact the Title VI Specialist within 180 days of the alleged discriminatory conduct. To file a complaint alleging a violation of the state's Public Accommodation Law, contact the Massachusetts Commission Against Discrimination within 300 days of the alleged discriminatory conduct at:

Massachusetts Commission Against Discrimination (MCAD)
One Ashburton Place, 6th Floor
Boston, MA 02109
617-994-6000

Translation

If this information is needed in another language, please contact the NMMPO Title VI Specialist at 978-454-8021.

Caso esta informação seja necessária em outro idioma, favor contar o Especialista em Título VI do NMMPO pelo telefone 978-454-8021.

Se esta informação é necessária em outro idioma, entre em contato com o Especialista NMMPO Título VI em 978-454-8021

ប្រសិនបើលោក-អ្នកត្រូវការបកប្រែព័ត៌មាននេះ សូមទាក់ទងអ្នកឯកទេសលើជំពូកទី៦ របស់NMMPO តាមរយៈលេខទូរស័ព្ទ 978-454-8021

Nếu thông tin này là cần thiết trong một ngôn ngữ khác, xin vui lòng liên hệ với Chuyên NMMPO Tiêu đề VI tại 978-454-8021

如果此信息需要以另一种语言，请联系 NMMPO 第六章专家 978-454-8021

Table of Contents

Notice of Nondiscrimination Rights and Protections to Beneficiaries.....	1
CHAPTER 1: INTRODUCTION	5
1.1 Purpose of the Public Participation Plan.....	5
1.2 Goals of the Public Participation Plan	5
1.3 The Public Participation Plan Update.....	6
1.4 The Northern Middlesex MPO and The Transportation Planning Process.....	6
1.5 Roles and Responsibilities of Participating Agencies	8
1.5.1 Northern Middlesex Council of Governments.....	8
1.5.2 Lowell Regional Transit Authority.....	8
1.5.3 Massachusetts Department of Transportation	9
1.5.4 Federal Highway Administration and Federal Transit Administration.....	9
1.6 Current Federal Regulations	9
1.6.1 Title 23 Section 450 of the Code of Federal Regulations.....	9
1.6.2 Title VI, Environmental Justice and Limited English Proficiency	10
1.6.3 Limited English Proficiency Plan.....	10
1.6.4 Americans with Disability Act of 1990	11
1.7 NMMPO Planning Documents	11
1.7.1 The Public Participation Plan (PPP).....	12
1.7.2 The Regional Transportation Plan (RTP).....	12
1.7.3 The Transportation Improvement Program (TIP).....	15
1.7.4 The Unified Planning Work Program (UPWP)	17
1.7.5 Transportation Planning Studies outlined in the UPWP	18
1.7.6 Section 5307 Grants	18
1.7.7 Public Participation Procedures for making changes to Federal Certification Documents....	19
CHAPTER 2: THE NMMPO APPROACH TO PUBLIC PARTICIPATION	21
2.1 Public Participation Techniques.....	21
2.1.1 The NMCOG Website	21
2.1.2 Meeting Notice Content and Distribution	22
2.1.3 Language Services.....	22

2.1.4	Public Outreach Organizations/Stakeholders	23
2.1.5	Public Meetings, Open Houses and Workshops.....	26
2.1.6	Meeting Accessibility	26
CHAPTER 3:	TITLE VI AND ADA PROTOCOLS, POLICIES AND RESOURCES	29
3.1	Civil Rights Protocols Ensuring Inclusivity and Diversity in Public Engagement.....	29
3.1.1	Civil Rights Protocols by Type of Public Engagement.....	30
3.1.2	General Public Meetings	31
3.1.3	Open Houses.....	36
3.1.4	Targeted Outreach Gatherings	36
3.1.5	One-on-One Interactions	39
3.2	Civil Rights Protocols Designed to Ensure Accessibility	40
3.2.1	American Sign Language and Foreign Language Interpreters, Assistive Listening, Devices, CART, and Video Remote Interpreting.....	42
3.2.2	Alternative Formats and Translation of Handouts/Presentation Material.....	43
3.2.3	Publicizing the Meeting.....	45
3.2.4	Additional Considerations	45
	Updates and Revisions.....	46
	Appendix A: Summary of Comments Received	47
	Northern Middlesex MPO Public Comment Summary	47

CHAPTER 1: INTRODUCTION

The development of the Northern Middlesex Metropolitan Planning Organization's (NMMPO) Public Participation Plan (PPP) is a key component of the overall transportation planning process. Federal funding for planning and implementing transportation projects requires that projects be derived through a continuing, comprehensive and cooperative (3C) planning process. The Northern Middlesex Metropolitan Planning Organization is the body charged with carrying out the 3C process in the Northern Middlesex region, which consists of the City of Lowell and eight surrounding suburban communities: Billerica, Chelmsford, Dracut, Dunstable, Pepperell, Tewksbury, Tyngsborough and Westford. Public involvement and participation plays a critical role in the decision making process, particularly as it relates to meeting the needs by underserved and under-represented populations, including low income and minority stakeholders, as well as those with disabilities.

1.1 PURPOSE OF THE PUBLIC PARTICIPATION PLAN

The purpose of the Public Participation Plan (PPP) is to describe and outline all outreach activities to be performed by the NMMPO, in order to ensure that **ALL** members of the public are given an opportunity to participate in the transportation planning process. This PPP strives to include those members of the public who are often overlooked during the outreach process. The PPP serves as a guide to NMMPO members and staff in their efforts to provide meaningful opportunities for engaging the public relative to the social, economic and environmental impacts of proposed transportation policies, projects and initiatives within the Northern Middlesex region.

The PPP is based on state and federal guidance and describes the NMMPOs goals, principles and decision-making processes. The Plan outlines the methods and techniques that the NMMPO will utilize to reach out to persons who are low income, minority, Limited English Proficient (LEP), or who have a disability or are otherwise underrepresented. The PPP will be modified as needed based on feedback and input provided by community members.

1.2 GOALS OF THE PUBLIC PARTICIPATION PLAN

The information, viewpoints and perspectives provided through the public involvement process help guide decision makers and leads to a more meaningful and comprehensive planning process. In accordance with MassDOT's public outreach goals, the Northern Middlesex MPO has adopted the following public outreach goals:

- Solicit inclusive and quality input, and respect the viewpoints of all transportation constituents;
- Provide multiple opportunities for public involvement that are open, meaningful and inclusive, and that consider the need for accessibility, scheduling, informational materials format and the language needs of those with Limited English Proficiency;
- Provide a predictable process that is understandable, with notification provided well in advance (21 days for the Transportation Improvement Program (TIP), Unified Planning Work Program (UPWP), and Regional Transportation Plan (RTP); and 45 days for the Public Participation Plan);

- Increase and maintain partnerships with local and community-based organizations as means of ensuring an open and meaningful involvement process;
- Provide informational materials that are clear, concise and responsive to community needs;
- Periodically evaluate new tools for improving, updating and refining the NMMPO's existing public participation process; and
- Strive to increase public participation and improve outreach to minority, low-income, elderly, youth, Limited English Proficiency (LEP) and accessibility-challenged communities.

1.3 THE PUBLIC PARTICIPATION PLAN UPDATE

Last updated in 2010, the Northern Middlesex Metropolitan Planning Organization's Public Participation Plan has been reviewed in light of new federal requirements and current outreach practices. Updates and revisions to the 2010 PPP are summarized in this section, reflecting directives and requirements outlined in MAP-21 and the FAST Act.

Regional needs are constantly evolving and public participation techniques have been updated to reflect the most current methods to effectively engage the public. The NMMPO will quantitatively monitor the effectiveness of outreach efforts by tracking attendance at public meetings, survey responses, website usage, social media postings, and numbers of comments received through the process. As a result of MassDOT's civil rights guidance, this document also includes specific protocols designed to ensure inclusivity, diversity and accessibility above and beyond what was contained in previous versions of the PPP.

1.4 THE NORTHERN MIDDLESEX MPO AND THE TRANSPORTATION PLANNING PROCESS

The Northern Middlesex Metropolitan Planning Organization (NMMPO) is the policymaking body for the Greater Lowell area, and is required by federal law to carry out a continuing, cooperative and comprehensive planning process that is called the "3C" planning process. These three elements of the 3C planning process are described as follows:

- Continuing: Planning must be maintained as an ongoing activity and should address both short-term needs and the long-term vision for the region;
- Cooperative: The process must involve a wide variety of interested parties through a public participation process; and
- Comprehensive: The process must cover all transportation modes and be consistent with regional and local land use and economic development plans.

The NMMPO has five core functions:

- Establish and manage a fair and impartial setting for effective regional transportation decision making in the metropolitan area;
- Identify and evaluate transportation improvement options and information needed for NMMPO decision making, through planning studies described in the NMMPO's Unified Planning Work Program (UPWP);
- Prepare and maintain a Regional Transportation Plan (RTP) for the metropolitan area, with at least a 20-year horizon, that promotes: mobility and access for people and goods,

as well as an efficient system performance and preservation, and that addresses quality of life, sustainability, resiliency and equity;

- Develop the Transportation Improvement Program (TIP), a short-range (four-year) program of capital improvements drawn from the RTP; and
- Involve the general public by offering all interested persons, including affected constituencies, opportunities to participate in the NMMPO decision-making process, including the development of the RTP, TIP, and UPWP documents.

The end products of the NMMPO's work include studies, reports, plans, technical memoranda, data on transportation issues region, and the production and endorsement of three federally required certification documents: the RTP, TIP and UPWP. Each MPO must produce the three required certification documents in order to be federally certified as eligible to program federal transportation funds.

The membership of the NMMPO is outlined in Table 1.1. The Secretary of MassDOT acts as Chairman of the MPO. Elected officials representing communities in the Northern Middlesex region serve key roles as voting members of the NMMPO. The Chairman of NMCOG is either a Planning Board member or Chief Elected Official. The City Councilor who sits on NMCOG's board is also a voting member of the NMMPO, and the NMCOG MPO representative representing a suburban community is either a Selectmen or Planning Board members from one of the region's nine communities.

Table 1.1: Northern Middlesex MPO Membership Structure

NMMPO Voting Members

Chairman of the Northern Middlesex Council of Governments (NMCOG) (Elected Official)

Chairman of the Lowell Regional Transit Authority (LRTA)

Secretary and Chief Executive Officer of the Massachusetts Department of Transportation (MassDOT)

Administrator of the Highway Division of MassDOT

Chief elected official from the City of Lowell who serves as the City's representative to NMCOG

Selectman elected to serve on the NMCOG Council and further elected by the Council to serve as that town's representative to the NMMPO

LRTA Advisory Board member representing a community within the Northern Middlesex MPO boundaries other than the City of Lowell, who may also be an elected official

NMMPO Non Voting Ex-Officio Members

Federal Highway Administration

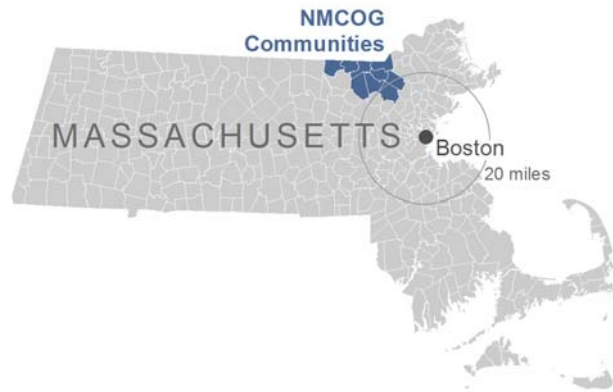
Federal Transit Administration

1.5 ROLES AND RESPONSIBILITIES OF PARTICIPATING AGENCIES

The primary agencies involved in the transportation planning process for the Northern Middlesex region include the Northern Middlesex Council of Governments (NMCOG), the Lowell Regional Transit Authority (LRTA), the Massachusetts Department of Transportation (MassDOT), the Federal Highway Administration (FHWA) and the Federal Transit Administration (FTA). These agencies comprise the NMMPO membership and function at the regional, state and federal levels of government to ensure that the transportation needs of the region are met for all modes of transportation.

1.5.1 NORTHERN MIDDLESEX COUNCIL OF GOVERNMENTS

The Northern Middlesex Council of Governments (NMCOG) is the regional planning agency for the Greater Lowell area and serves as technical staff to the NMMPO. NMCOG was created under Chapter 40B of the General Laws of Massachusetts, and is one of thirteen regional planning agencies (RPAs) in the Commonwealth. NMCOG serves its member communities in an advisory capacity and has expertise in transportation, economic and community development, housing, land use, historic preservation, municipal service delivery, environmental and energy issues, municipal service delivery, emergency management, public safety, hazard mitigation and public health. NMCOG's policy-making body is comprised of three members from each community (a Planning Board member, a Board of Selectmen member or City Councilor, and an alternate), and provides policy guidance to the Council's professional staff. The NMCOG planning district includes Billerica, Chelmsford, Dracut, Dunstable, Lowell, Pepperell, Tewksbury, Tyngsborough and Westford. The NMCOG Chairman and a NMCOG representative to the MPO are elected annually by the Council and serve as voting members of the NMMPO.



1.5.2 LOWELL REGIONAL TRANSIT AUTHORITY

The Lowell Regional Transit Authority (LRTA) has statutory responsibility for providing mass transportation under the provisions of Chapter 161B of the Massachusetts General Laws. The LRTA service area includes the following communities: Acton, Billerica, Carlisle, Chelmsford, Dracut, Dunstable, Groton, Lowell, Maynard, Pepperell, Tewksbury, Townsend, Tyngsborough and Westford. A chief elected official or designee from each member community serves on the LRTA Advisory Board. The LRTA Chairman and another Advisory Board member from a community outside of Lowell serve as voting members of the NMMPO. The LRTA Chairman is elected by the LRTA Advisory Board. All voting LRTA Advisory Board members are appointed by the Chief Elected Officials in their community.



1.5.3 MASSACHUSETTS DEPARTMENT OF TRANSPORTATION

In June 2009, Chapter 25 of the Acts of 2009, “An Act Modernizing the Transportation Systems of the Commonwealth of Massachusetts”, was signed into law. The transportation reform legislation integrated all Massachusetts transportation agencies and authorities into a new MassDOT. A five-member Board of Directors appointed by the Governor oversees the organization. MassDOT is administered by a Secretary of Transportation, who is appointed by the Governor to serve as the agency’s Chief Executive Officer. MassDOT is comprised of four divisions: Highway, Mass Transit, Aeronautics and the Registry of Motor Vehicles (RMV), in addition to Enterprise Services, which includes an Office of Transportation Planning. The MassDOT Highway Administrator and the Secretary of Transportation or their designees serve as members of the NMMPO.

1.5.4 FEDERAL HIGHWAY ADMINISTRATION AND FEDERAL TRANSIT ADMINISTRATION

An annual certification process through FHWA and FTA ensures that the State and the NMMPO are adhering to the 3C transportation planning process in accordance with federal requirements. Approval of federally-aided transportation projects requires the planning process to be “cooperative, comprehensive, and continuing.” FHWA and FTA are ex-officio non-voting members of the NMMPO.

1.6 CURRENT FEDERAL REGULATIONS

Transportation decision making follows specific procedures as directed by federal and state regulations and further shaped by the NMMPO’s commitment to civil rights and sound civic engagement. The NMMPO strives to maintain a collaborative relationship with community stakeholders and has developed this PPP to foster collaboration that is all-inclusive.

1.6.1 TITLE 23 SECTION 450 OF THE CODE OF FEDERAL REGULATIONS

Title 23, Section 450.316 of the Code of Federal Regulations (CFR) specifies that the NMMPO develop and use a documented participation plan that defines the process for providing opportunities to interested parties to be involved in the metropolitan transportation planning process. The PPP developed by the NMMPO, in consultation with all interested parties, complies with Title 23, Section 450 in that it describes explicit procedures, strategies and desired outcomes, and by:

- Providing adequate public notice of public participation activities and time for public review and comment;
- Providing timely notice and reasonable access to information about transportation issues and processes;
- Making public information available on websites and social media;
- Holding public meetings at convenient and accessible locations and times;
- Demonstrating explicit consideration and response to public input received during development of NMMPO documents;
- Seeking out and considering the needs of traditionally underserved populations, such as low-income and minority households in the region; and
- Periodically reviewing the effectiveness of the procedures and strategies contained in the public participation plan.

The Title 23, Section 450.316 of the CFR requires a minimum public comment period of 45 calendar days prior to adoption of a public participation plan by the NMMPO. The NMMPO complies with this requirement.

1.6.2 TITLE VI, ENVIRONMENTAL JUSTICE AND LIMITED ENGLISH PROFICIENCY

The NMMPO strives to develop materials that are easily understood and clear. Maps, graphics and visualization techniques are utilized to assist in this effort. Federal regulations include requirements that reasonable efforts be made to address Title VI, Executive Order 12898 (Environmental Justice) and Executive Order 13166 (Limited English Proficiency).

Title VI of the Civil Rights Act of 1964 states that “no person in the United States shall, on the grounds of race, color, or national origin, be excluded from participation in, be denied the benefits of, or be subject to discrimination under any program or activity receiving federal financial assistance.” All federal agencies which provide financial assistance for any program are authorized and directed by the United States Department of Justice to apply provisions of Title VI to each program by issuing applicable rules, regulations, or requirements.

Through the planning process, the Northern Middlesex Metropolitan Planning Organization (NMMPO) monitors the impacts that transportation projects, including capital projects, have on low-income and minority populations. Additionally, NMCOG assists the Lowell Regional Transit Authority in developing its Title VI reports, including the development of maps which visually display the relationship between the transit routes and low-income and minority populations. The NMMPO endorsed the regional Title VI Assessment Report in August 2014.

Issued in 1994, Executive Order 12898 organized and explained in detail the Federal government’s commitment to promote environmental justice. Each Federal agency was directed to review its procedures and to make environmental justice part of its mission, by identifying and addressing the effects of all programs, policies, and activities on minority populations and low-income populations.

1.6.3 LIMITED ENGLISH PROFICIENCY PLAN

Title VI of the Civil Rights Act of 1964 and **Presidential Executive Order 13166** require entities that receive federal funds to take reasonable steps to provide meaningful access to individuals who are LEP. The U.S. Department of Transportation (USDOT) has created a guidance document entitled “*A Policy Guidance Concerning Recipients’ Responsibilities to Limited English Proficient Persons*”. This guidance was issued to ensure that persons in the United States are not excluded from participation in DOT-assisted programs and activities simply because they face challenges communicating in English.

The NMMPO, as a recipient of federal funding, takes reasonable steps to ensure meaningful access to information and services. The federal guidance suggests that four factors be considered in determining the level and extent of language-assistance measures needed to ensure meaningful access to programs, activities and services:

- The number and percent of LEP persons in the region who are served by the program;
- The frequency with which LEP persons come in contact with the program;
- The importance to the LEP person of accessing the particular program or service; and
- The resources available to the NMMPO and the costs involved.

The USDOT Policy Guidance gives recipients substantial flexibility in determining what language assistance is appropriate based on a local assessment of the four factors listed above. The Limited English Proficiency (LEP) plan is an assessment of language assistance needs in the Northern Middlesex region in relation to the transportation planning process.

The intent of the LEP plan is to ensure that residents of the region who do not speak or read English proficiently have access to the planning process and published information, and that public notification is provided to these individuals. The production of multilingual publications and documents and/or interpretation at meetings/events is provided upon request to the degree that funding permits, based on current laws and regulations.

1.6.4 AMERICANS WITH DISABILITY ACT OF 1990

The purposes of the **Americans with Disabilities Act of 1990** are to carry out the act's objectives of providing "a clear and comprehensive national mandate for the elimination of discrimination" and "clear, strong, consistent, enforceable standards addressing discrimination" by reinstating a broad scope of protection available under the ADA. The NMMPO through its planning efforts (Certification documents, UPWP studies and plans, public meetings/workshops, etc.), works to assure all services have compliance with ADA regulations. The NMMPO also monitors the impacts that transportation projects, including capital projects, have on individuals with disabilities. Additionally, NMCOG assists the Lowell Regional Transit Authority in developing its Title VI reports, including the determination of regional population with disabilities currently using public transit and ADA compliance.

These activities include but are not limited to:

- Stop driver announcement monitoring
- Eligibility determinations
- Reservations
- On-time performance
- Trip times

To the extent possible, the MPO addresses each issue in a fair and equitable manner. Comments received from the public, including the disabled population, are addressed as they are raised. The NMMPO continues to improve its responsiveness in terms of addressing disability barriers.

1.7 NMMPO PLANNING DOCUMENTS

The NMMPO's transportation decision making and project development processes include public participation opportunities. The NMMPO commits to civil rights obligations, including the removal of barriers to participation, diversity, and inclusive outreach. The Public Participation Plan outlines the public involvement and notification requirements and methods relative to the development of specific federal certification documents including:

- The Public Participation Plan (PPP)
- The Regional Transportation Plan (RTP – Long Term Transportation Plan)
- The Transportation Improvement Program (TIP)
- The Unified Planning Work Program (UPWP)

- Transportation Planning Studies outlined in the UPWP
- Section Transit 5307 Grants

Public outreach processes for all NMMPO planning documents are informed by the Northern Middlesex Limited English Proficiency (LEP) Plan, which outlines policies for reaching out to LEP populations. The intent of the LEP Plan is to ensure that residents of the region who do not speak or read English proficiently have access to the planning process and to published information and public notices.

Notices of availability and opportunity for public comment on NMMPO documents are publicized in the *Lowell Sun* and other local newspapers, including the *Khmer Post*, which reaches the region's Cambodian population. The publishing deadlines for the *Khmer Post* do not always align with the NMMPO's schedule, but every effort is made to meet the publishing deadline when possible. In addition, NMMPO outreach events are posted by the City/Town Clerks at all City/Town Halls across the region. Emails to the NMMPO distribution list and postings on the NMCOG website are also utilized as part of the outreach plan, as well as postings on social media (Facebook and Twitter). The production of multilingual publications and documents and interpretation at meetings and events is provided upon request. The NMMPO also uses email distribution by other organizations, such as CTI, Coalition for a Better Acre, the Greater Lowell Chamber of Commerce, and the Greater Lowell Workforce Investment Board, as a means of getting the word out. NMMPO staff also reaches out to local neighborhood organizations and some of these organizations will include NMMPO announcements with their newsletter.

1.7.1 THE PUBLIC PARTICIPATION PLAN (PPP)

As required by Federal legislation outlined in 23 CFR 450.316, a forty-five (45) day minimum comment period must be provided prior to adopting or revising the PPP. The following procedures and policies are utilized in adopting the Public Participation Plan for the Northern Middlesex MPO.

Notice of the Availability of the Public Participation Plan and Opportunities for Public Comment

Notice providing an opportunity for public comment shall be published in the *Lowell Sun*, as well as other local news media. The notice will also be posted at the Town and City Clerk offices in each municipality. A public meeting will be held during the 45-day comment period, and the Public Meeting Notice and Draft PPP will be available on the NMCOG web site at: www.nmcog.org. A notice and link will also be provided on the LRTA website at: www.lрта.com. Copies of the Public Participation Plan will be forwarded to the NMMPO members and all stakeholders and interested parties. Comments may be submitted in writing, through conventional mail, by email or fax, by phone or through social media.

Upon completion of the comment period, all meaningful and relevant public comments will be considered and incorporated into the final Public Participation Plan. The NMMPO will then vote on the endorsement of the Plan.

Future substantive changes or amendments to the Public Participation Plan will require an additional 45-day public comment period and will follow the above notification and public involvement procedures.

1.7.2 THE REGIONAL TRANSPORTATION PLAN (RTP)

All future transportation projects funded in part or entirely with federal monies must be drawn from a conforming Regional Transportation Plan. The Regional Transportation Plan is updated every four years,

as presently required by Federal regulation. The RTP is developed in consultation with the agencies and officials responsible for other planning activities within the metropolitan area that are affected by transportation, including state and local land use agencies, economic development, environmental protection, and freight interests, as set forth in 23 CFR 450.316 (3)(b). The following procedures and policies will be utilized to ensure adequate public input into the preparation and review of the RTP document.

Public Participation Procedures for the Regional Transportation Plan

The involvement and engagement of the public in the decision-making process is integral to successful transportation planning in the Northern Middlesex region. All outreach activities associated with development of the Regional Transportation Plan are derived from the desire to encourage broad and active participation by members of the public, special interest groups, and local and State officials throughout the region.

RTP public outreach goals (excerpted from the NMMPO RTP Public Outreach Plan) include the following:

- To inform the public of transportation meetings, workshops, and other events associated with the Regional Transportation Plan (RTP) update;
- To educate members of the public regarding their role in the transportation planning and decision-making process;
- To involve members of the public by providing ample opportunities and avenues for involvement, early and often in the Plan update process;
- To reach out to communities in the Northern Middlesex region with special emphasis on engaging individuals who may have been underrepresented or underserved; and
- To continuously seek ways to improve public outreach activities throughout the Plan development process.

Public Outreach Tools

A number of outreach and engagement tools are used to communicate with the public and solicit input in the development of the Plan. These same tools are also utilized to provide information on the progress of the Plan and include:

- Electronic mailings;
- Newspaper articles and advertisements;
- RTP Project website;
- Social Media;
- Project fact sheets;
- Meetings with neighborhood groups, non-profit organizations and special interest groups;
- Public meetings;
- Interactive local meetings and public forums;
- Visualization techniques, such as participatory photography; and
- Written surveys.

Pre-Plan Development

Activities in the Pre-Plan Development period focus on soliciting input on various transportation issues from the NMMPO, NMCOG, the Lowell Regional Transit Authority (LRTA) Cities/Towns, local and regional interest groups and members of the public. All material associated with the RTP update will be posted on the NMCOG website www.nmco.org. The following steps will be taken to ensure that the RTP input process is comprehensive:

- Initiate the formation of an advisory committee to the NMMPO and meet with this group at least twice during the pre-plan development period to discuss regional transportation goals, objectives and priorities.
- Disseminate a transportation needs assessment survey in the Northern Middlesex Region to gauge local needs and priorities.
- Activate and promote a plan update website via the existing NMCOG website. This website will announce all Plan-related activities, provide a question and answer section regarding the transportation planning process, and will allow members of the public to electronically submit comments directly to the NMMPO. All comments and suggestions received will be acknowledged, catalogued, and summarized for the NMMPO and NMCOG.
- Prepare and disseminate an informational pamphlet or fact sheet that describes the role and responsibilities of the NMMPO and summarizes the transportation planning process. This material will also function as a resource guide for members of the public and local officials who want to stay informed, and have their voices heard in the transportation decision-making process.
- Attend various meetings in the Northern Middlesex region to solicit input on transportation issues from local boards (Planning Boards, Selectmen, etc.), chambers of commerce, economic development committees, public works departments, and neighborhood, non-profit and civic organizations.
- Update and use the NMMPO email distribution list to keep local officials, local transit operators, local media outlets, State transportation officials, neighborhood and civic organizations and other stakeholders abreast of RTP-related events, such as workshops and meetings.
- Distribution information via social media utilizing the NMCOG Twitter and Facebook accounts.
- Use visualization techniques, such as participatory photography to solicit input from youth and LEP populations.
- Utilize a written survey to solicit input from those who may be uncomfortable speaking in a public setting.

Post-Plan Development

Activities during the Post-Plan Development period involve the circulation and presentation of the draft RTP to the NMMPO, NMCOG, LRTA, and at public workshops and meetings, in order to solicit comments on the draft document. All materials associated with the formation of the draft RTP will be posted on the NMCOG RTP update website and the following steps will be taken to ensure that the public is given access to the document and has an opportunity to provide input:

- Present the draft RTP, along with summary of all the public comments received, to the NMMPO, NMCOG and the LRTA Advisory Board.
- Utilize local media outlets including newspapers, radio stations, and local cable access stations to announce the availability of the draft Plan.
- Hold widely advertised public meetings to present the draft plan to members of the public, local officials, and regional interest groups. Presentation materials associated with the public meetings will be posted on the NMCOG website and a link to this material will be provided via social media.
- Post the draft RTP on the NMCOG website and distribute to regional stakeholder via the NMMPO email distribution list to allow for the timely submission of comments. All comments received will be acknowledged, catalogued, and summarized for the NMMPO and NMCOG. The final document will include a summary of the response to comments.

Notice of the Availability of the Regional Transportation Plan

Notice providing an opportunity for public comment shall be published in the Lowell Sun, as well as other local news media, such as Town specific or foreign language newspapers. Such notices will also be posted at the Town and City Clerk offices. The Public Meeting Notice and Plan will also be posted on the NMCOG web site at www.nmco.org and made available through social media. A notice and link will also be provided on the LRTA website at www.lrta.com. An email to the NMMPO public outreach email distribution list will be sent to interested stakeholders, notifying them of the availability of the RTP. Copies of the Regional Transportation Plan shall be forwarded to the NMMPO members and all stakeholders and interested parties described above.

A 21-day public comment period will commence once the draft RTP document has been approved by a vote of the NMMPO. A minimum of two public meetings shall be held to receive comments. Comments may also be submitted, in writing, through conventional mail, by email, by phone or social media. A consultative process will also be provided for environmental permitting agencies and advocacy groups.

Upon completion of the comment period, public comments shall be incorporated into the draft Regional Transportation Plan as appropriate. The NMMPO will then vote on the endorsement the Plan. The endorsed RTP document will be posted on the NMCOG website www.nmco.org and disseminated to stakeholders through the NMMPO public outreach list.

Future substantive changes or amendments to the Regional Transportation Plan will require an additional 21-day public comment period, and will follow the process outlined above.

1.7.3 THE TRANSPORTATION IMPROVEMENT PROGRAM (TIP)

The Transportation Improvement Program (TIP) is the official programming document for transportation projects using Federal funding sources. Upon NMMPO approval, the regional TIP is incorporated into the Statewide Transportation Improvement Program (STIP). The TIP is updated annually and may be amended more often if necessary. The TIP is developed in consultation with the agencies and officials responsible for other planning activities within the metropolitan area that are affected by transportation including state and local land use agencies, economic development, environmental protection, and freight interests, as set forth in 23 CFR 450.316 (3)(b). The following procedures and policies will be utilized to ensure adequate public review of the draft TIP document.

Public Participation Procedures for the Transportation Improvement Program

Title 23 CFR Section 450.324 and 310 CMR 60.03(6)h require adequate opportunity for public review and comment during the development of the TIP. The NMMPO process for developing the TIP guarantees the following:

- Public access to the TIP and all supporting documentation;
- Public notification of the availability of the TIP;
- Respecting the public's right to review the document and comment thereon; and
- A 21-day public review and comment period prior to adoption of the TIP by the NMMPO.

Public Outreach Tools

A number of public outreach tools are used to communicate with the public and allow for general input into the development of the TIP. These tools are also utilized to provide information on the progress of the TIP and include the following:

- Electronic mailings;
- Newspaper articles and advertisements;
- NMCOG website;
- Social Media;
- Project fact sheets;
- Meetings with neighborhood groups, non-profit organizations and special interest groups;
- Public meetings;
- Interactive local meetings and public forums; and
- NMCOG and NMMPO meetings.

Notice of the Availability of the TIP

Notice of the availability of the TIP and opportunity for public comment shall be published in the *Lowell Sun*, as well as other local news media such as community-specific or foreign language newspapers, and will also be posted at the Town and City Clerk offices. The Public Meeting Notice and the Draft and Final TIP documents will also be posted on the NMCOG web site at: www.nmcog.org. A notice and link will also be provided on the LRTA website at: www.lrt.com. An email to the NMMPO public outreach list will be sent to interested stakeholders notifying them of the availability of the TIP. Notices will also be made available on social media. Copies of the Draft and Final TIP will be forwarded to the NMMPO members and all stakeholders and interested parties.

A 21-day public comment period will commence once a draft TIP document is approved by a vote of the NMMPO. A minimum of one public meeting shall be held to receive comments on the draft document. Comments may also be submitted, in writing, through conventional mail, by email, phone or social media.

Upon conclusion of the comment period, all public comments shall be considered, and if appropriate, incorporated into the final TIP. The final TIP will include a summary of comments received and a report of responses/actions taken by the NMMPO. The NMMPO will then vote on the endorsement of the final TIP document. The endorsed TIP document will be posted on the NMCOG website www.nmcog.org and disseminated to stakeholders through the NMMPO public outreach list.

1.7.4 THE UNIFIED PLANNING WORK PROGRAM (UPWP)

The Unified Planning Work Program (UPWP) describes the scope and budget for the work tasks and transportation planning activities of the NMMPO staff for the coming year. The UPWP is updated annually and endorsed by the NMMPO. The following procedures and policies will be utilized to ensure adequate public review of the draft UPWP document.

Public Participation Procedures for the Unified Planning Work Program

Title 23 CFR Section 450.324 and 310 CMR 60.03(6)h require adequate opportunity for public review and comment be provided during the development of the UPWP. The outreach process for the development of the NMMPO's UPWP guarantees the following:

- Public access to the UPWP and all supporting documentation;
- Public notification of the availability of the UPWP;
- Respects the public's right to review the document and comment thereon; and
- Provides a 21-day public review and comment period prior to endorsement of the UPWP by the NMMPO.

Public Outreach Tools

A number of public outreach tools are used to communicate with the public and to allow for adequate input into the development of the UPWP. These same tools are used to provide information on the progress of the UPWP projects and include the following:

- Electronic mailings;
- Newspaper articles and advertisements;
- NMCOG website;
- Social Media;
- Project fact sheets;
- Meetings with neighborhood groups, non-profit organizations and special interest groups;
- Public meetings;
- Interactive local meetings and public forums; and
- NMCOG and NMMPO meetings.

Notice of the Availability of the UPWP

Notice of availability and opportunity for public comment shall be published in the *Lowell Sun*, as well as other local news media such as community-specific or foreign language newspapers, and will be posted at each Town and City Clerk offices. The Public Meeting Notice and draft UPWP document will also be posted on the NMCOG web site at: www.nmcog.org. A notice and link will also be provided on the LRTA website at: www.lrta.com. An email to the NMMPO public outreach list will be sent to interested stakeholders notifying them of the availability of the draft UPWP. Notices will also be made available on social media websites. Copies of the draft UPWP shall be forwarded to the NMMPO members and all stakeholders and interested parties.

A 21-day public comment period will commence once the draft UPWP has been approved by a vote of the NMMPO. A minimum of one public meeting shall be held to receive comments. Comments may also be submitted, in writing, through conventional mail, by email, phone or social media. At the completion of the comment period, all public comments shall be considered and incorporated into the draft UPWP if appropriate. The UPWP will include a summary of comments received and a report of responses/actions taken by the NMMPO. The NMMPO will then vote on the endorsement of the document.

The endorsed UPWP document will be posted on the NMCOG website www.nmcog.org and disseminated to stakeholders through the NMMPO public outreach list. Future substantive changes or amendments to the UPWP will require an additional 21-day comment period and will follow the outreach process outlined above.

1.7.5 TRANSPORTATION PLANNING STUDIES OUTLINED IN THE UPWP

NMMPO staff prepares transportation planning studies that address all modes of transportation, as identified in the UPWP. Many of the studies are technical in nature and are undertaken at the request of local communities to address transportation problems, deficiencies and issues. Generally, the studies examine the existing conditions and expected future conditions within each study area. Techniques used for public outreach in undertaking UPWP studies include but are not limited to: surveys of affected residents/businesses in a study area, public meetings to review study data and findings, to gather input, and to review and received feedback on recommendations; open house style meetings; newsletters; and email updates to invested stakeholders. For example, a recently completed Westford Center Parking and Safety Study consisted of several public meetings with neighborhood residents, individual stakeholder meetings, and presentations to community board and organizations, such as the Board of Selectmen, Library Trustees, and Historic Commission, where each stakeholder expressed their concerns and provided comments that were incorporated into the study. Those unable to make the public meetings were encouraged to submit comments via email.

UPWP studies help to inform the NMMPO decision-making process, lead to future transportation improvement projects, and alleviate congestion and safety problems across the region. Improving the transportation system is important in improving the quality of life for area residents, enhancing mobility, promoting economic development and improving environmental quality through reduced emissions. All transportation studies include an opportunity for community and public input, and all improvement recommendations consider Environmental Justice implications.

1.7.6 SECTION 5307 GRANTS

FTA's Urbanized Area Formula Funding program (49 U.S.C. 5307) provides Federal resources for transit capital and operating assistance, and for transportation planning related activities in urbanized areas with a population of more than 50,000 persons. The TIP public review process will satisfy the opportunity for the public hearing requirement for most routine, traditional Section 5307 grants, per Section 5307 Circular C-9030.1B. Any Section 5307 grant that requires completion of an environmental analysis, or involves specific controversies or complications (such as issues relating to land acquisition, environmental factors such as Section 106, or 4(f) not addressed at the TIP stage, or having inadequate description at the TIP stage) will be required to follow the Section 5307 hearing process as well. These situations will be handled on a case-by-case basis between FTA and the grantee. It is expected that the majority of Section 5307 grant public hearing requirements shall be satisfied by the NMMPO TIP public involvement process.

The Lowell Regional Transit Authority (LRTA), as the FTA Section 5307 applicant/recipient, has consulted with the NMMPO and concurred that the public involvement process adopted by the NMMPO for the development of the TIP satisfies the public hearing requirements that pertain to the development of the Program of Projects for regular Section 5307, Urbanized Area Formula grant applications, including the provision for public notice and the time established for public review and comment.

For FTA projects that are not routine, i.e. Section 5307 applications that require an environmental assessment or environmental impact statement, the public involvement provided herein for TIP review is not sufficient. Additional public involvement, as presented in the joint FHWA/FTA environmental regulations, 23 CFR Part 771 will be required by FTA for grant approval.

1.7.7 PUBLIC PARTICIPATION PROCEDURES FOR MAKING CHANGES TO FEDERAL CERTIFICATION DOCUMENTS

The NMMPO's federal certification documents are dynamic in nature and often need to be modified throughout the year. Such revisions and changes are made either through an amendment or an administrative adjustment to the document in question.

The amendment process begins with a discussion and vote by the NMMPO to release a proposed change to the TIP, UPWP, or the RTP. Once released for public comment, the proposed amendment is posted on the NMCOG website and on the agency's social media sites. NMMPO staff also sends out the proposed amendment to the NMMPO email distribution list. The notice of availability and opportunity for public comment notice, and an announcement of a public meeting to hear comments is then advertised in news media and posted at Town Halls throughout the region. An email is also sent with this information to the email distribution list. All public comments received in person, by email, conventional mail, and phone or through social media are collected and presented to the NMMPO prior to a vote to endorse the amendment. The NMMPO fully considers each comment before voting on the proposed amendment.

A public comment period can be extended if the proposed amendment is significantly altered during the initial public comment period. If the document changes significantly during the initial public comment period, an additional 21-day comment period can be provided by the NMMPO. The public comment period can also be abbreviated by the NMMPO when extraordinary circumstances arise. This period can be abbreviated to no less than 10 calendar days.

Administrative adjustments can be made without formal MPO action and do not require a public comment period. However, the NMMPO can vote to release the adjustment for a public comment period if they feel it is in the best interest of the NMMPO and the transportation planning process. Should this occur, the public participation process will mirror the process for amending a certification document.

TIP amendments must be undertaken to add or delete a project, to advance a project from an outer year to Year 1, to increase a project's cost by more than 10%, and for any major scope changes to existing TIP projects. Administrative adjustments can be made for minor changes to scope and description of a TIP project, funding changes that are less than 10% of the project cost, to move a project from Year 2 to Year 1, and to change a funding source for a project.

The UPWP typically requires less frequent revisions than the TIP. A change to the UPWP includes the addition or deletion of a UPWP Task, which is handled through a 21-day public comment period prior to NMMPO action on the proposed amendment. Adjustments to the UPWP include moving funds from one task to another to reflect changes in level of effort.

Generally, changes to the RTP are treated as amendments and follow the amendment procedure outlined above. Changes to the RTP include addition of projects and changes in funding availability.

CHAPTER 2: THE NMMPO APPROACH TO PUBLIC PARTICIPATION

Transportation decision making and project development processes follow set procedures and practices in order to ensure that the public opportunities is provided with opportunities to participate. The NMMPO's public involvement goals and objectives are further enhanced by its commitment to civil rights related obligations, such as removal of barriers to participation, diversity, and inclusive outreach. This Public Participation Plan generally describes participation opportunities and outlines specific protocols and resources available for facilitating diverse and inclusive public outreach and involvement. The Plan is flexible and evolving, and will be revised based on recurring assessments of successes and/or challenges associated with outreach, as well as suggestions that are received, and the overall results of public engagement process.

2.1 PUBLIC PARTICIPATION TECHNIQUES

NMMPO takes pride in its work to maintain a collaborative relationship with community and municipal stakeholders, and has strategically developed this Public Participation Plan to ensure that process is conducted in an all-inclusive manner. The NMMPO public outreach effort rests on utilizing multiple communication channels to distribute information and to solicit input from affected constituencies. The NMMPO typically communicates with the general public through one or more of the following methods:

- NMCOG website
- Public news media (including Lowell Sun and Khmer Post)
- Press releases
- Brochures, Flyers, Newsletters
- Social media including Facebook, Twitter, etc
- Postings at City and Town Halls
- Community Websites
- Mailing and email lists
- Information stands at local events
- Presentations, public meetings, public hearings, open houses, and workshops
- Civic advisory committees and working groups

2.1.1 THE NMCOG WEBSITE

The NMCOG website (www.nmcog.org) is a comprehensive resource for people seeking information about NMMPO programs, projects, and activities. Public notices of all NMMPO meetings, public hearings, and public comment periods are posted on this site, along with information about NMMPO programs, projects, and activities. Some programs and projects have dedicated web pages on the website that include:

- Information about past/upcoming meetings
- Project presentations, flyers and fact sheets
- Summary notes for meetings/workshops on the project

- Draft reports for public review
- Final reports and work products
- Staff contact information

Project websites are important information tools for people who cannot attend meetings. Members of the public can review presentations and meeting summaries and provide comments through emails and letters to the project team. People with disabilities that limit their ability to attend meetings can also review project information and provide comments on the website, and thereby have an alternative to physically attending a meeting.

2.1.2 MEETING NOTICE CONTENT AND DISTRIBUTION

The NMMPO announces all meetings, public meetings, and public comment periods through stakeholder email distribution lists, mailings, social media and the distribution of notices to City/Town Halls through City/Town Clerks, in addition to placing all meeting information on the NMCOG website. Notices are published in the *Lowell Sun*, the region's English newspaper. Given the large Cambodian population in Lowell, NMMPO press releases are also posted in the *Khmer Post*, a regional Cambodian newspaper published every two weeks. Meeting notices include information about getting to a meeting location using public transportation, when transit is available. NMMPO notices also make people aware that they can request foreign language assistance, and that sign-language interpreters and other accommodations are available on request for persons with disabilities (upon notification before the meeting). There is also information that identifying the appropriate contact person should an individual have questions or concerns. The information for these meetings and the informational materials provided at the meetings are translated into languages other than English, as needed.

2.1.3 LANGUAGE SERVICES

Language assistance is provided to LEP individuals through the translation of some key materials, as well as through oral language interpretation when necessary and possible. The NMMPO provides reasonable accommodations and/or language assistance, free of charge, upon request (including but not limited to American Sign Language and foreign language interpreters, open or closed captioning for videos, assistive listening devices and alternate material formats), as available. Translation of all NMMPO plans and materials is not possible due to cost restrictions. However, the NMMPO will provide the following translated/interpreted materials:

- **NMCOG Web Site** – The NMMPO's website, the source for all transportation related materials, provides a free translator program powered by Google Translate which allows the NMMPO and NMCOG website to be translated for users into 80 languages including the five NMMPO regional language groups of Spanish, Portuguese, Khmer, Vietnamese and Chinese.
- **Certification Documents**- An Executive Summary of the following key documents will be made available in Spanish, Portuguese, Khmer, Vietnamese and Chinese:
 - The Regional Transportation Plan;
 - The Unified Planning Work Program; and
 - The Transportation Improvement Program.

- **Outreach Materials** – Spanish, Portuguese, Khmer, Vietnamese and Chinese language outreach materials will be utilized when indicated by the LEP or in response to a request when appropriate.
- **Oral translation services** - The NMMPO will provide limited oral language services to Spanish, Portuguese, Khmer, Vietnamese and Chinese speaking LEP individuals upon request. In order to provide these services, NMMPO staff will do the following:
 - Maintain a list of the points of contact where a LEP person interacts with the organization. At this time, it is anticipated that the key points of contact for LEP individuals are the front-desk receptionist and the NMMPO staff performing outreach activities;
 - Inventory staff language capabilities; and
 - Maintain a list of outside resources that can provide translation and language assistance upon request from the NMMPO.
- **NMMPO Meeting Assistance** – Upon request, the NMMPO can provide Communication Access Real-time Translation (CART) services, sign language, or assistive listening devices for hearing impaired individuals.

2.1.4 PUBLIC OUTREACH ORGANIZATIONS/STAKEHOLDERS

The most recent revisions to the Public Participation Plan were initiated as a result of requirements set forth in MAP-21. MAP-21 highlights the need to develop MPO public participation plans “in consultation with all interested parties”, and stresses the importance of establishing and maintaining an inclusive and interactive process. On February 14, 2007, the Federal Highway Administration (FHWA) and the Federal Transit Administration (FTA) jointly released final rules governing the transportation planning process in metropolitan areas. Included in these rules are specific criteria that must be followed in developing and amending Regional Transportation Plans (RTP) and Transportation Improvement Programs (TIPs). Section 450.316 of these final rules entitled “Interested parties, participation, and consultation”, requires that all MPOs develop a Public Participation Plan (PPP) that “defines a process for providing citizens... (with a) reasonable opportunity to be involved in the metropolitan transportation planning process.” Specific groups identified include but are not limited to:

- Public Agencies;
- Representatives of Public Transportation Employees;
- Freight Shippers;
- Providers of Freight Transportation Services;
- Representatives of Users of Public Transportation;
- Representatives of Users of Pedestrian Walkways and Bicycle Transportation; and
- Representatives of the Disabled.

The NMMPO Public Participation Plan distribution list includes the following stakeholders and interested parties:

- Stakeholders
 - Libraries;
 - City/Town Clerks;
 - Area Congressional Delegation;

- State Legislators;
- Interested Community Members; and
- Local Neighborhood Organizations.
- **Affected Public Agencies and Government Entities**
 - MassDOT-Executive Office (NMMPO Member);
 - MassDOT- Highway Division (NMMPO Member);
 - LRTA (NMMPO Member);
 - FHWA (Ex-officio NMMPO Member);
 - FTA (Ex-officio NMMPO Member);
 - US Environmental Protection Agency,
 - Massachusetts Department of Environmental Protection;
 - Local Chief Elected Officials;
 - Nashua Regional Planning Commission;
 - Merrimack Valley Planning Commission;
 - Metropolitan Area Planning Council;
 - Montachusett Regional Planning Commission;
 - MassRides;
 - Local DPWs;
 - Local Planning Boards;
 - City/Town Engineers;
 - City/ Town Managers and Administrators;
 - City/Town Conservation Commissions;
 - City/Town Historical Commissions,
 - Lowell National Historical Park;
 - Massachusetts Department of Conservation and Recreation (DCR),
 - Middlesex Canal Commission; and
 - Transportation Coordinators for Municipal School Departments.
- **Representatives of Public Transportation Employees**
 - Teamsters Local; and
 - Amalgamated Transit Union.
- **Freight Transportation Services**
 - United Parcel Service;
 - PanAm/Guilford Transportation; and
 - U.S. Postal Service.
 - Private Providers of Transportation
 - Local Taxi Companies; and
 - Private Transportation Providers.
- **Representatives of Senior Users of Public Transportation**
 - Councils on Aging; and
 - Local Senior Centers.
- **Representatives of Users of Pedestrian Walkways and Bicycle Transportation Facilities**
 - Friends of the Bruce Freeman Rail Trail;
 - Lowell Parks and Conservation Trust; and
 - Municipal Bike and Pedestrian Committees.

- Advocates for the Community of Individuals with Disabilities
 - Northeast Independent Living Program;
 - Renaissance Club;
 - Greater Lowell Association for the Blind; and
 - Community Disability Commissions.
- Diverse Community Contacts
 - Community Teamwork, Inc.;
 - Coalition for a Better Acre;
 - Lowell Transitional Living Center;
 - Cambodian American League of Lowell;
 - United Teen Equality Center;
 - International Institute; and
 - Cambodian Mutual Assistance Association.
- Agencies and Officials responsible for State and Local Planned Growth
 - Local Planning Boards;
 - City/Town Planners and Community Development Directors;
 - Zoning Boards of Appeal;
 - Northern Middlesex Council of Governments;
 - Mass Housing Partnership;
 - Massachusetts Smart Growth Alliance; and
 - Massachusetts Department of Housing and Community Development.
 - Economic Development Interests:
 - Greater Lowell Chamber of Commerce;
 - Greater Lowell CEDS Committee;
 - Lowell Plan;
 - Lowell Development Finance Corporation;
 - Municipal Economic Development Committees;
 - Billerica Plan;
 - Greater Lowell Workforce Investment Board;
 - Chelmsford Business Association;
 - University of Massachusetts Lowell;
 - Merrimack Valley Venture Forum;
 - Merrimack Valley Economic Development Council;
 - Middlesex Community College;
 - Massachusetts Office of Business Development;
 - MassDevelopment;
 - Massachusetts Executive Office of Housing and Economic Development; and
 - Billerica Development and Finance Corporation.

In addition to receiving input from representative groups, such as Community Teamwork, Inc. (CTI), the Coalition for a Better Acre (CBA) and various neighborhood organizations, NMCOG also receives feedback from its minority and low-income representatives on the Greater Lowell Comprehensive Economic Development Strategy (CEDS) Committee, which reviews regional development on a comprehensive basis. NMCOG has also benefited from the comments received at public meetings related to the development of Housing Production Plans and Master Plans throughout the region.

The list of stakeholders is dynamic and opportunities to add to the outreach list are outlined in this section. The NMMPO maintains a database of stakeholders with contact information. When a new contact is identified, the NMMPO will send a welcome letter with information relative to the metropolitan transportation planning process. The NMMPO asks the contact to confirm interest in being part of the outreach process, and newly identified participant is given an opportunity to identify new stakeholders who may also be interested in participating. In addition, a similar letter is sent to the existing database of stakeholders on an annual basis, in an effort to maintain contact with existing stakeholders and identify new contacts.

2.1.5 PUBLIC MEETINGS, OPEN HOUSES AND WORKSHOPS

Public Meetings

Public meetings are held to present information and to obtain input from interested members of the public. Meetings provide a time and place for face-to-face contact and two-way communication. They are generally tailored to specific issues or community groups, and can be either informal or formal. Massachusetts Open Meeting Law requires that notice of the time and place of all meetings of a public body be given prior to every meeting. The notice must include reference to the date, time and location of the meeting and be posted forty-eight hours in advance. The NMMPO adheres to all requirements outlined in the Commonwealth's Open Meeting Law.

Open Houses

Open Houses are informal settings where people can obtain information about a plan, program, or project. At Open Houses, people receive information informally from exhibits and staff, and they are encouraged to give opinions, make comments, and state preferences orally or in writing. Informal presentations, slide shows, and one-on-one discussions take place continuously throughout the event, which usually includes a series of stations: a reception table, a presentation area, stations for one-on-one discussions, and displays of background information, activities to date and anticipated next steps. Open Houses usually last between one and three hours, so that people can drop in at their convenience and fully participate.

Workshops

Workshops are organized around a particular topic or activity and typically involve a relatively small group of people who want to participate intensively. These events are usually one to three hours in duration, and small groups work on a specific agenda. NMMPO staff provide information, answer questions, and participate as individuals in workshops. Workshops are inherently participatory and encourage dialogue and an exchange of ideas.

2.1.6 MEETING ACCESSIBILITY

State and Federal Law requires that all meeting locations be accessible to those with disabilities. The Massachusetts Public Accommodation Law and the Americans with Disabilities Act (ADA) both mandate that persons with disabilities be allowed to participate in public meetings. Scheduled meetings of the Northern Middlesex MPO are generally located at the NMCOG offices, and are accessible to people with disabilities and close to public transportation (LRTA bus routes 2, 3, 9, 11, 12 stop in front of NMCOG

offices on Church Street). It should also be noted that secure bicycle parking is available on the second floor.

For meetings outside of the NMCOG offices, the NMMPO is required to hold public meetings, open houses, and workshops in accessible facilities that are, wherever possible, at locations close to or served by fixed-route transit service. Public meeting notices include information letting people know that the meeting location is accessible. NMMPO staff conducts an analysis of the demographics of the area where the meeting is to be held to determine whether notices should be translated into languages other than English. The availability of handout materials in alternative formats—Braille, large print, and/or audio cassette, and languages other than English—as well as other accommodations (language interpreters, sign language interpreters, CART translators, etc.) is indicated in the meeting notices, along with specific information on how to request these accommodations. Staff will research and make every effort to select the location, size, and setup of meeting facilities based on the specific characteristics of the audience and the type of information to be presented. Whenever possible, meetings, and workshops will be held in places that are centrally located to the project and likely to attract a cross section of the people and businesses representative of the community stakeholders. City/Town Halls, public libraries, public schools, and community centers are often used for public meetings.

This page intentionally left blank.

CHAPTER 3: TITLE VI AND ADA PROTOCOLS, POLICIES AND RESOURCES

The NMMPO follows the civil rights protocols and policies set forth in the Public Participation Plan. These protocols have been developed based on those set out in MassDOT's Public Participation Plan as adopted in 2014. This chapter contains two sections: (1) protocols and resources designed to ensure inclusivity and diversity in public engagement activities; and (2) protocols and resources designed to ensure the accessibility of all NMMPO public outreach activities.

3.1 CIVIL RIGHTS PROTOCOLS ENSURING INCLUSIVITY AND DIVERSITY IN PUBLIC ENGAGEMENT

These protocols provide links, resources, and contacts to achieve public engagement that is compliant with civil rights law. These protocols support, but do not replace, existing NMMPO protocols for public engagement, particularly in the conduct of meetings, workshops and other interactions. The NMMPO staff incorporates these protocols by reference into other NMMPO documents where relevant.

These protocols include steps and strategies that are to be implemented prior to holding a public meeting or other such activity and during the course of the public involvement process. Due to the varied nature of the NMMPO's engagement with the public, it is not the intent to include all required actions for each stage of the planning process. In the event that an NMMPO staff member encounters a difficult public involvement situation, he/she is advised to contact the MassDOT Title VI Specialist in the Office of Civil Rights to identify strategies and alternatives to address such situations.

The NMMPO intends that these Protocols be flexibly applied to each meeting or public outreach event. Meetings should be tailored to the intended target audience and relevant subject matter. Effective public participation from a civil rights perspective includes awareness of the local population (demographics) or individuals to be engaged, i.e. languages spoken, represented cultural groups, community organizations, and leaders and key players. Equally critical to an effective meeting are well communicated (effectively circulated across types of media, and translated when needed) and timely notices, early response, and coordination on requests for language assistance for limited English proficient individuals or reasonable accommodation for persons with disabilities.

Federal nondiscrimination obligations, through Title VI of the Civil Rights Act of 1964, Sections 504 and 508 of the Rehabilitation Act of 1973, and the Americans with Disabilities Act (ADA), reach the categories of race, color, national origin (including LEP), age, sex, and disability. These protocols are designed to ensure that the NMMPO's public engagement procedures address federal and Commonwealth-level nondiscrimination obligations.

While the following protocols highlight specific resources, the NMMPO staff uses their experience with the public to identify individual and community needs, including civil rights related considerations, such as language assistance needs, accessibility accommodations, and inclusive public participation.

3.1.1 CIVIL RIGHTS PROTOCOLS BY TYPE OF PUBLIC ENGAGEMENT

The following protocols outline four common types of public engagement opportunities for NMMPO staff members:

- General Public Meetings
- Targeted Outreach
- Open Houses
- One-on-One Interactions

Each of these forms of public engagement is described in greater detail below.

General Public Meetings

Public meetings, both at the project level and more broadly, are an opportunity for members of the public to engage in the transportation decision making process. The civil rights considerations described in this section are designed to inform and guide all NMMPO staff involved in planning and conducting such events. Incorporation of these processes and utilization of these resources, when planning or participating in public meetings or workshops will help ensure that these events are Title VI compliant.

Targeted Outreach

At times, the complexity of a project, controversial issues, or the reality of having multiple large Title VI groups to address, may require engaging targeted audiences of stakeholders. The NMMPO may at times host selected people within study advisory committees, research efforts, and/or small groups. The general work of understanding the demographics of people in a locality or project area still apply to determine what Title VI groups are impacted. However, there may be a need to include community leaders within Title VI populations. This can require more subtle and challenging efforts to secure participation and needed contribution to discussions.

Open Houses

NMMPO staff may also interact with stakeholders through an “open house” session. The open house method serves to provide the public with opportunities to view project/plan concepts in an informal session. Staff members are available to interested public and regional stakeholders, often raising critical issues relative to the plan/project. NMMPO staff gathers all comments and addresses them during/after each session.

One-on-One Interactions

NMMPO staff members often interact directly with the public. These interactions can include planned meetings, such as those with property and business owners directly impacted by transportation projects, and spontaneous interactions with members of the public. These interactions, whether in person, over the phone, or electronic, present particular civil rights related risk factors that can be mitigated through the strategies articulated herein.

3.1.2 GENERAL PUBLIC MEETINGS

Initial and Ongoing Tasks

- Identify the population and composition of the individuals/communities impacted by the NMMPO program, plan, or project by considering the following:
 - Determine project limits, such as location, areas that will be impacted by construction phases, and benefit/burden areas;
 - Consider the nature of the program, plan, study, or project;
 - Determine the Title VI features of the community to be engaged by referring to the NMMPO's Title VI Assessment, which includes the limited English proficient (LEP) and minority populations of the region;
 - Identify key Title VI-related and other community based organizations and community leaders. It may be helpful to utilize well established connections with individuals and groups. These instructions provide the steps to identify previously unknown points of contact to diversify outreach:
 - Use the MassDOT Civil Rights GovDelivery database to update existing NMMPO contact lists
 - Update the NMMPO contact list on a bi-annual basis, reaching out to community organizations to identify any new contacts for inclusion in the process, as outlined in the Title VI plan.

Meeting Location and Time

Title VI Considerations

- Consult with community leaders and community-based organizations to identify any critical factors that affect setting the time and location of the public engagement activity;
- Consider factors such as cultural sensitivities and/or professional and academic commitments in setting the number of meetings. Multiple meetings can be held at various locations and times, if doing so promotes meaningful access to the public engagement opportunity; and
- Where possible, select a meeting location near public transportation options (up to a ½ mile walking distance is reasonable)

ADA Considerations

- Identify a public meeting venue that is ADA compliant and accessible to persons with disabilities. MassDOT maintains an Accessible Facilities Database that contains updated information regarding venues that have been previously assessed for ADA compliance;
- If NMMPO staff cannot identify an appropriate venue in the database, check the following additional resources to identify public meeting venues that may be accessible:
 - The Massachusetts Office on Disability <http://www.mass.gov/anf/employment-equal-access-disability/oversight-agencies/mod/>
 - Municipal Disability Commissions
 - Lowell Commission on Disabilities

- Billerica Commission on Disabilities
 - Chelmsford Commission on Disabilities
 - Westford Commission on Disabilities
 - The Northeast Independent Living Program www.nilp.org
- Once a location is selected, contact venue staff to identify any pre-existing accessibility accommodations, such as assistive listening devices and Communication Access Real-Time Translation (CART) equipment.

Public Meeting Notices

1. Draft the public meeting notice document with a template that ensures that the following civil rights related components are included:
 - Notice of Nondiscrimination;
 - Availability of language services and reasonable accommodations; and
 - Contact information and procedures for requesting the above services or additional information, or to express a concern.
2. Public meeting notices must be accessible;
3. Address language needs and utilize non-English language outreach resources in the dissemination area if individuals who have limited proficiency in English are present, by:
 - Identifying non-English language media and locations with an LEP population that may be effective in communicating notices to individuals who have limited English proficiency. The following resources may be helpful to consult:
 - MassDOT Office of Diversity and Civil Rights
<http://www.massdot.state.ma.us/OfficeofCivilRights.aspx>
 - MassDOT Public Affairs Office
 - NMCOG Council Members
 - Community Leaders
 - Lowell Regional Transit Authority (LRTA)
 - Public Libraries
 - Schools/Universities – UMass Lowell, Merrimack Community College
 - Greater Lowell Chamber of Commerce
 - Community Teamwork, Inc
 - International Institute
 - Develop translated version(s) of the notice document based on the extent of LEP need and available media sources. If there is a large population of individuals who are LEP in the meeting or project locale, consider translating the meeting notice in full. If there is less likely to be individuals who are LEP, include the following statement translated into the appropriate languages from the English language version of the notice:

“If this information is needed in another language, please contact the NMCOG Title VI Specialist at 978-454-8021.”
 - Consult the following resources for translation needs:
 - UMass Translation Center. To request a translation use the following link:
<http://www.umasstranslation.com/services/request-an-estimate/>

- Statewide Language Services Contract (NMMPO has employed Language Connections in the past and have contacts) website:
<https://www.commbuys.com/bsa/>
4. The final distribution of the public engagement notice should incorporate the following:
- Distribution of the public notice occurred sufficiently in advance of the meeting to ensure adequate processing time for language and accessibility accommodation requests.
 - The public notice/announcement materials have been delivered to non-English language outreach resources and sites, as need is identified in the NMMPO LEP Plan's four factor analysis.
 - The public notice has been delivered directly to individuals, organizations, and other stakeholders that represent Title VI populations in the region. Notice may be sent to the entities below with the instruction that they forward the notice among their own distribution lists and/or post it:
 - MassDOT Office of Diversity and Civil Rights
 - Community Leaders
 - NMCOG Council Members
 - Lowell Regional Transit Authority
 - Community Clerks
 - Public Libraries
 - UMass Lowell and Middlesex Community College
 - Greater Lowell Chamber of Commerce
 - Community Teamwork, Inc.
 - International Institute

Note: This stakeholder listed above is only a small sample of the full NMMPO distribution list.

Preparation for the Meeting

It is important to consider the following questions when preparing for the meeting:

- Are there civil rights implications in the background/history of the project?
- What public involvement has already been accomplished and did it illuminate civil rights concerns?
- What are the known benefits and burdens of the NMMPO program, service, or activity on Title VI populations? Consult the following resources:
 - Public meeting minutes and notes
 - Written public comments
 - News articles
 - The NMMPO staff involved in planning and/or conducting prior related meetings

NMMPO staff should maintain an ongoing dialogue with the individuals and organizations in order to remain well informed on the level of community interest and likely involvement in the public outreach event.

Electronic documents related to the subject of the public meeting and intended for public dissemination and review should be accessible. Adobe Acrobat Professional and Microsoft Word have built-in "accessibility checkers." The period between notice dissemination and the meeting date should be used to identify and

arrange accommodations and produce meeting materials in alternate languages and formats (such as large-print), if requested.

Meeting Set-Up

ADA considerations in public outreach are fully articulated in the NMMPO's Civil Rights Protocols designed to ensure accessibility section of this plan. Meeting setup should address the following meeting accessibility questions:

- If the main entrance to the building is not accessible, is the accessible entrance unlocked?
- If the main entrance to the building is not accessible, is there directional signage towards the accessible entrance?
- If the meeting is taking place at night, is the path leading to the alternate entrance well lit?
- If a stage or platform will be used during the public meeting, is it accessible?
- If a podium will be used during the public meeting, is the podium height adjustable? If not, is there a small table (between 28 and 34 inches in height) provided to the side of the podium?
- Are there integrated seating areas for individuals who use a wheeled mobility device in the meeting room?
- Is there seating available for attendees who are deaf or hard of hearing, and have requested an accommodation, near the front of the meeting room so that attendees may see the interpreter?
- Is the space allotted to sign language interpreters and/or the CART screen or monitor clearly visible?
- Are the aisles at least three feet wide and clear of obstacles or tripping hazards?
- If microphones are used during the public meeting, are adjustable microphone stands available for attendees? Can staff be used as floaters with microphones as an alternative?
- Have assistive devices been tested for full functionality immediately prior to the start of the event?
- Is there directional signage for accessible restrooms and/or emergency exits, if applicable?

Title VI considerations can be addressed through the following:

- Based on identified language need requests, has signage in multiple languages been posted?
- Is the space allotted to any foreign language interpreters clearly visible to the entire audience?
- Has space been given to foreign language interpreters to sit with individuals who need language assistance?
- Have Title VI related materials been made available at the welcome desk and/or in the meeting packet? This should include:
 - US Census Language Identification Flashcards (currently located at reception desk)

- Translated versions of materials, as needed.

During the Meeting

1. At the official start of the meeting, make the following statements. If a foreign language translator(s) is present, instruct them to repeat.
 - General statement regarding nondiscrimination and availability of language and accessibility accommodations.
 - Include instructions on site-specific accessibility considerations, such as accessible emergency exits.
2. The NMMPO is required to “demonstrate explicit consideration and response to public input” (Title 23 CFR 450.316 (2) – Interested parties, participation, and consultation). During a public outreach event, this requires affording attendees with opportunities to voice comments, questions, and concerns and provide an adequate response at the event or by following up in writing or at subsequent public outreach opportunities. All comments received from the public during the meeting should be noted by NMMPO staff, compiled and be made available post meeting.

Post Meeting

1. All public comments (written and oral), testimonials, and sentiments expressed during the public outreach event have been gathered/documentated by NMMPO staff that attended the meeting and passed on to the appropriate NMMPO staff member.
2. Once received, NMMPO staff catalogue all public comments. All comments received will be followed by a response indicating that the comment has been received and presented to the NMMPO.
3. NMMPO staff members are responsible for coordinating responses to public comments. Methods of responses can include:
 - Individualized written responses;
 - General distribution written statements (web, email, newsletter, newspaper, etc.);
 - Postings to project specific website, if available; and
 - In-person or telephone conversations with individuals/organizations regarding the topics of discussion at the public outreach event.
4. NMMPO staff reviews the public comments to determine and draft an appropriate response that “demonstrate[s] explicit consideration... to public input” (23 CFR 450.316).
 - NMMPO staff should prepare a summary of comments received and note the response made to each comment. This summary should be noted in the appropriate plan or study and should be presented to the NMMPO.
5. In instances where the NMMPO will draft a written response to a public comment, the content of the response should consider the following:
 - Description of considerations made for how the comment received will prompt changes to the plan/study;
 - Description of mitigation measures prompted by the comment received;
 - Description of what agencies were consulted during formulation of the response;
 - Notation describing whether the comment is new or has been previously noted; and
 - Notation of whether the comment has been received from multiple sources or one source.

6. Responses should contain contact information and/or notice of upcoming related public engagement opportunities.
7. The NMMPO Title VI specialist will track all civil rights considerations experienced throughout the process including translation requests or foreign languages encountered during a public engagement event.

3.1.3 OPEN HOUSES

Title VI Considerations

1. US Census Language Identification Flashcards have been provided at the reception desk. <http://www.lep.gov/ISpeakCards2004.pdf>
2. If the NMMPO is providing interpretive services during the open house session, their availability should be made clear through signage and/or announcements. After the session, the NMMPO staff in attendance should relay the nature of questions and concerns identified through interaction with the public to the Transportation Program Manager (or designee). It is important for NMMPO staff to know and understand community concerns.
3. Written descriptions of display items may need to be translated depending on requests received and/or the anticipated level of LEP participation.

ADA Considerations

1. The open house set up should be ADA compliant. Refer to the “Civil Rights Protocols Designed to Ensure Accessibility” section outlined in this plan.
2. Consider the following protocols when setting up an open house style meeting:
 - Consult the following “best practices” guide for text and color considerations when preparing materials for the open house. <http://www.lighthouse.org/accessibility/design/accessible-print-design/>
 - Pathways in and around the room that guide attendees to displays and staff should be clear of obstruction.
 - Display materials should be set up at proper heights and viewing angles to make the accessible. (Maximum 48” above the floor for mounted wall displays. The clear floor space should be 30”-48” wide. For tabletop displays, the table should be 28”-34” in height and there should be at least 27” of knee space from the floor to the underside of the table.)
 - NMMPO staff should be able to describe visual displays to blind or visually impaired attendees.
 - Alternate versions (large print, Braille, etc) of public documents should be made available if requested prior to the meeting date.

3.1.4 TARGETED OUTREACH GATHERINGS

Strategic planning for the involvement of Title VI community members in special purpose meeting groups or committees is essential to an inclusive and successful effort.

Preliminary Steps

1. Identify and analyze the project/study area to determine the Title VI populations affected.
2. Establish a clear objective and role for the envisioned targeted group.
3. Create a public participation database to identify the different types of community representation and interests that reflect the community affected by an initiative, with careful attention to Title VI populations. Types of organizations or interests that may include representatives of Title VI populations:
 - transit-dependent community
 - affected businesses
 - civic organizations (women, seniors, youth, people with disabilities)
 - freight interests
 - the disability community
 - neighborhood associations
 - schools
 - churches
4. Beyond demographic data and identification of the types of Title VI related groups or individuals in the community, there are certain key questions to help determine the individuals or groups to invite to a targeted outreach gathering. Consider answering the following questions:
 - Who can represent these diverse groups and constituencies in a credible and responsible way?
 - Who needs to be at the table for the work to be accomplished?
 - What is the history of relationships between stakeholder representatives and groups? Is there any past tension that may be a deterrent to participation? If so, are there other community leaders who could help mediate to encourage participation despite differences?
 - Are there any critical stakeholders who may be reluctant to participate in the process? What would be the impact of their refusal to participate in the process? Are there any alternatives to alleviate their concerns/issues with participation?
 - What commitments do you want from participants?
 - Other than known stakeholders, what other individuals or groups may have an interest in the project that are (a) not in the immediate project area, and/or (b) are not otherwise represented in the outreach strategy?

Conduct Targeted Research

NMMPO staff should research communities and targeted groups/individuals that have been identified.

Reaching out to Potential Title VI Group Members

1. Outreach approaches:
 - Look for formal and informal opportunities to engage, collaborate, and build relationships.
 - Use multiple outreach methods including email, phone calls, etc.

- Prepare materials based on the targeted audience, including translations
- Identify existing channels of communication
- Experiment and reflect on the effectiveness of new approaches.

In Title VI communities, a range of factors can lead to reluctance to participate for individuals and/or groups that could be helpful in the transportation planning or development process. For example, many times natural leaders are leaders of agencies or community groups, often limiting their ability to participate because of the many demands on their time, resources and commitment. Identify the factors that would encourage participation and involvement before reaching out, to be in the best position to explain how it is important for this individual or group to participate.

The following are some common barriers to participation, and reasonable responses that a meeting planner should anticipate, understand and be able to articulate to encourage potential participants to get involved:

- **Limited English language skills and/or limited literacy** – it is first important to know that the NMMPO convey the message that the organization has the ability and obligation to fund translation and interpretation support. It would be ideal to have a colleague or staff person who speaks the language or is of the culture in question to support the outreach effort, or to use a translator as an intermediary.
- **Lack of trust due to past experiences** - it is important to be in a position to respond with as much information as will demonstrate that both participation and the project are being honestly and openly addressed.
- **Lack of experience with transportation decision making processes** – if this process is not well understood, it is important to have NMMPO staff on hand to clearly explain the process.
- **Economic barriers** – transportation costs, work schedules – meetings should be located in the community of interest to avoid cost factors, and they should be timed to meet the schedule of the majority of participants, after consideration of all schedules, alternatives and needs.
- **Cultural barriers** – There may be intergroup dynamics that make bringing groups together problematic due to class, racial, ethnic or political differences. Research on these issues will help build a better understanding and provide suggestions to mediate the different groups or determine whether there is a need for separate meetings.
- **Common Barriers** – Time and other demands may hinder public participation. The key is to clear convey the importance of an effort to the stakeholder, including the benefits to the representative(s) being recruited to participate.

Responding to a Refusal to Participate from a Potential Title VI Participant

1. If a person or group declines to participate in a particular effort, thank them for their time, keeping in mind that the group may choose to participate in another effort in the future.
2. Consider sending the individual or organizations updates on the effort that are sent to others. This effort could be informative and demonstrate inclusiveness for the project.

Documenting the Effort to Achieve Diversity and Next Steps

Given the obstacles to participation in the transportation planning process, it is likely impossible to achieve a perfectly diverse committee. Nonetheless, it is important to document outreach efforts made towards Title VI inclusion. NMMPO staff should consider the following steps:

1. Staff should keep files on available resources and methods used to identify individuals and groups, the nature of the outreach effort, the people invited and the results of recruitment efforts. Possible resources include:
 - Lists of potential invitees who were considered and/or accepted
 - Samples of research conducted and/or consultations made for recruitment
 - Copies of invitation e-mails or other correspondence
 - Group membership lists, with indications of the Title VI communities represented
 - Meeting sign in sheets
2. NMMPO staff should plan to discuss with the members of the group that is ultimately recruited the efforts made to reach out and recruit individuals, including the potential need that may remain after the fact for additional participation by certain Title VI group members or related organizations.
3. Document NMMPO relationships with the Title VI community and demonstrate that the NMMPO has considered Title VI stakeholder input in development of policies, plans, studies, and projects.

3.1.5 ONE-ON-ONE INTERACTIONS

The following protocols for interactions with Limited English Proficiency (LEP) individuals are generally recommended for NMMPO staff, based on type of interaction.

1. In-person (such as NMCOG offices)
 - The first step is to identify the preferred language of the individual. The following resources are available:
 - Language Identification Flashcards (currently located at the NMCOG office reception area) <http://www.lep.gov/ISpeakCards2004.pdf>
 - Google Translate (<http://translate.google.com/>) or a similar real-time free online language translator can be used to identify the language.
 - Assistance from co-workers that may be able to identify the language.
 - Interpretive services (Note: Language Connections can provide real time telephonic interpretations on an as needed basis)
 - Once the language has been identified, the methods you use to address the needs of the individual will depend on the circumstances.
 - Simple inquiries can be solved with the aid of Google Translate (<http://translate.google.com/>) or a similar product. Staff and LEP individuals can communicate by typing into Google Translate software.
 - For more intricate conversations about issues, NMMPO staff should inform LEP individuals that professional language services are available.
 - Professional language services often take time to secure. NMMPO staff should attempt to convey this message with Google Translate or a similar service.

2. Phone Interactions - The NMMPO staff is proficient in English only. In the event that the NMMPO staff receives a call in a language other than English, staff will transfer a caller to NMCOG's voice mail system so that the caller's request can be recorded and replayed by persons with language skills other than English.

The staff has the ability to request language identification and translation services through several agencies and/or professional translation services. The NMMPO staff is considering how partner with local organizations, i.e. CMAA, CTI, CBA and/or the International Institute, to access these services.

3. Electronic Interactions – email, website comments, online surveys, etc., translation services will be sought through either UMass or Language Connections.
4. For correspondence in a language other than English, Google Translate may be used; more complex interactions may require professional translators/interpreters (Note UMass Translation Services or Language Connections have provided services to the NMMPO in the past).

3.2 CIVIL RIGHTS PROTOCOLS DESIGNED TO ENSURE ACCESSIBILITY

Specific civil rights criteria must be fulfilled in order to ensure that all public meetings are fully accessible to persons with disabilities similar to those with limited English proficiency, as outlined in this accessible meeting policy. State and Federal laws require that all members of the community be allowed to access and participate in NMMPO related public meetings. The Massachusetts Public Accommodation Law and the Americans with Disabilities Act mandate that persons with disabilities must not be denied participation in public meetings, and that reasonable accommodation requests made by attendees shall be honored.

This section provides policy guidelines for ensuring the accessibility of public meetings hosted by the NMMPO. Public meeting guidelines such as the meeting location, room setup, alternate formats and translations of handouts, and the requirement to provide CART and/or sign language and/or foreign language interpreters (upon request) are presented in the following section.

General Considerations

- The NMMPO will designate a staff member to be responsible for ensuring that the public meeting is accessible for all attendees. This individual shall serve as the contact for attendees requesting reasonable accommodations.
- Public meetings will be planned and publicized as early as possible. An ideal planning/publicizing period is at least fourteen (14) days, but no less than ten (10) days in advance. Meeting notices will include a date by which attendees would request reasonable accommodations. Attendees should make such requests at least seven (7) days before the meeting. After the cutoff date, staff will still try to provide an accommodation but cannot guarantee provision of the requested accommodation.
- Attendees are not charged for any reasonable accommodation provided.

Choosing a Meeting Location

- All public meetings shall be within ¼ mile of an accessible bus stop or rail station, where feasible. The path of travel from the transit stop to the meeting location shall be

accessible. Specifically, it should be at least three (3) feet wide, unobstructed (not blocked by trash cans, light poles, etc.), and free of steps, drop-offs or curbs.

- If parking is available to meeting attendees, meeting planners shall ensure that the number of accessible parking spaces available complies with State and Federal regulations. The path of travel from the parking area to the meeting location shall be accessible. Specifically, it should be at least three (3) feet wide, unobstructed (not blocked by trash cans, light poles, etc.), and free of steps, drop-offs or curbs.

Identifying the Accessible Entrance

The accessible entrance to the building hosting the meeting should be identified. If a building's main entrance is not the accessible entrance, a sign shall be posted at that entrance containing the universal accessibility symbol with an arrow pointing to the accessible entrance.

Alternate Accessible Entrance

The NMMPO will ensure that the alternate accessible entrance is unlocked, can be used independently, and that the path of travel to the alternate entrance is well lit. If the door is locked and intercom service or another device is used to gain access, an attendant must be at the door to accommodate deaf or hard of hearing individuals, as well as others with disabilities.

Accessible Restrooms

If restrooms are available for use by the public, then all public meetings shall have at least one accessible restroom for men and one accessible restroom for women, or one accessible gender-neutral restroom. The accessible restrooms shall be within reasonable proximity to the meeting room.

Accessible Telephones

If two or more public payphones are available at the meeting facility, at least one should be equipped with TTY and mounted no higher than 48" from the floor and provide clear floor space 30" wide and 48" wide (so that attendees using wheeled mobility can properly access the phone).

Meeting Room

The public meeting room shall be made accessible for persons with disabilities. The following shall be provided:

1. The room shall have an integrated seating area for wheeled mobility device users.
2. Such spaces for wheeled mobility device users should be dispersed throughout the room, and not clustered (i.e. all in the front or all in the back) to allow attendees using wheeled mobility a variety of seating/viewing options.
3. A well-lit area and chairs facing the audience shall be made available for sign language interpreters at the front of the room.
4. If using a CART provider, a small table for the laptop and space for a screen and projector should be provided near an electrical outlet.
5. Priority seating at the front of the audience and in direct line of sight of the interpreters/CART provider shall be provided for attendees who are deaf/hard of hearing.

6. For foreign language interpreters, provide space where they can sit with individuals requiring language assistance.
7. Aisles within the meeting room shall be clear of tripping hazards (e.g. electric cords), and at least three (3) feet wide.
8. Microphones used at public meetings shall be available on a stand that is height-adjustable. Note: While wireless microphones have become popular, some attendees with disabilities will not be able to hold a microphone independently. In this situation, allowing an attendee use of a microphone stand adjusted to their height is almost always preferable to holding the microphone for them. Alternatively, and particularly for larger meetings, staff with a floating microphone would be preferable to facilitate communication.
9. Podiums: If any attendee may have an opportunity to speak at a podium, NMMPO staff shall ensure that either:
 - The podium is height adjustable, or a small table is provided to the side of the podium.
 - The table shall be between 28 and 34 inches in height.
 - There shall be at least 27 inches of knee space from the floor to the underside of the table.
 - If a microphone is provided at the podium, one shall also be provided at the small table.
10. Raised Platforms. If any attendee may have an opportunity to move onto a raised platform or stage during the meeting, the raised platform or stage shall be accessible by:
 - A ramp that is at least 3 feet wide;
 - Does not have a slope that exceeds 1/12;
 - A Platform lift.
11. High Speed Internet Connection: Public meeting rooms shall provide for a high-speed internet connection to allow attendees who rely on video remote interpreting or CART. There should also be a conference capable telephone with a speakerphone function available.

3.2.1 AMERICAN SIGN LANGUAGE AND FOREIGN LANGUAGE INTERPRETERS, ASSISTIVE LISTENING, DEVICES, CART, AND VIDEO REMOTE INTERPRETING

The NMMPO provides reasonable accommodations and/or language assistance free of charge upon request (including but not limited to interpreters in American Sign Language and foreign languages, open or closed captioning for videos, assistive listening devices and alternate material formats), as funding allows. To request accommodations, individuals must contact the NMMPO Title VI Coordinator at 978-454-8021 or email to jhoward@nmcog.org. Requests should be made as soon as possible for services requiring advanced arrangements, including sign-language, CART or language translation or interpretation. Procedures for provision of ASL, interpreters, assistive listening devices, CART, and video remote interpreting are as follows:

1. American Sign Language and/or foreign language interpreters will, to the best of the NMMPO's ability, be provided at all public meetings upon request. Interpreters should be requested at least ten (10) days in advance of the public meeting by contacting the NMMPO Title VI Specialist. Attendees will not be charged for any costs associated with providing sign language or foreign language interpreters for the meeting.

2. Assistive Listening Devices for attendees who are hard of hearing will, to the best of the NMMPO's ability, be provided at all public meetings upon request.
3. CART services will, to the best of the NMMPO's ability, be provided at all public meetings upon request. Staff should schedule or make CART services requests at least two weeks in advance of the meeting, and preferably as soon as an attendee makes this need known. When remote CART services are to be used (the CART reporter is not in the room), the NMMPO staff should try to provide the reporter any technical terms or acronyms to be used, as well as the names of key meeting attendees before the meeting date.
4. Video Remote Interpreting will, to the best of the NMMPO's ability, be provided at all public meetings upon request via a computer/laptop with a webcam and high speed internet connection.
 - Video Remote Interpreting is a relatively new form of technology and may be an adequate alternative to providing ASL interpreters in certain situations. However, if an attendee requests Video Remote Interpreting, ASL interpreters will be an adequate substitute, if staff cannot secure the requested technology.

3.2.2 ALTERNATIVE FORMATS AND TRANSLATION OF HANDOUTS/PRESENTATION MATERIAL

These accessibility protocols are identical for translation into foreign languages, where the language requested is identified through application of the NMMPO Title VI Limited English Proficiency Plan (LEP). Strong evidence of compliance with Title VI under the "Safe Harbor" provision involves providing written translations of vital documents for each language group of LEP persons that constitutes 5% of the population or 1,000 persons, whichever is less, eligible to be served or likely to be affected or encountered by the recipient. If that 5% is comprised of less than 50 persons, then translation of vital documents can be provided orally. Also, under the "Safe Harbor" provision, oral translation of non-vital documents is deemed sufficient to meet the requirements of Title VI. This requirement does not affect the requirement to provide meaningful translation to one or more in a small group of LEP individuals through competent oral interpreters or translation where language services are needed and are reasonable. Attendees will not be charged for any cost affiliated with the creation of alternate formats of meeting material.

Large Print Version

Large print versions of all printed material shall be available at all public meetings upon request to the NMMPO Title VI specialist. Requests should be made at least twenty-four (24) hours prior to the meeting. If requests for alternative formats are made at or following the meeting, the alternative format shall be provided within seven (7) days of the request.

Large print meeting materials shall:

1. Be created using a sans serif font at 16 point font size
2. Have the same information as the original handout
3. Have the highest contrast possible (e.g. black on white)
4. If graphics (such as images, tables, or graphs) are used in the original document, the same graphics shall be included in the large print version of the document

5. If images are used in the large print document, a brief description of the image shall be provided as alternative text. Alternative text image descriptions shall be brief and provide the viewer of the document with a general idea of what is in the image.
6. If tables or graphs are used in the large print document, a summary of the table or graph shall be provided in the document narrative.

Electronic Versions

If an electronic version of materials is requested within twenty-four (24) hours of the meeting to the NMMPO Title VI specialist, this version shall be available for the meeting. If no advance request is made, but rather is requested at or after the meeting, then the meeting materials shall be made available electronically, within seven (7) days of the request.

Note: Whenever possible, NMMPO staff should bring several copies of an electronic accessible version of the material to the public meeting. Some individuals with visual impairments or other disabilities may attend with portable screen reading software that would allow them to access electronic material during the meeting.

Braille Versions

If a Braille version of materials is requested within one week in advance of the meeting to the NMMPO Title VI specialist, this version shall be available for the meeting. If no advance request is made, but rather is requested at or after the meeting, then meeting materials shall be made available in Braille within seven (7) days of the request.

Audible Versions

If an audible version of materials is requested within one week in advance of the meeting to the NMMPO Title VI specialist, this version shall be available for the meeting, if no advance request is made, but rather is requested at or after the meeting, then meeting materials shall be made audible, within seven (7) days of the request.

Foreign Language Versions

If a common foreign language version of materials is requested to the NMMPO Title VI specialist within one week in advance of the meeting, this version shall be available for the meeting. If no advance request is made, but rather is requested at or after the meeting, then meeting materials shall be made available in the language requested within seven (7) days of the request.

Other requests for alternate formats

Individual attendees may have unique specifications for alternate formats. All reasonable requests for alternate formats made to the NMMPO Title VI specialist shall be honored within seven (7) days of the request.

3.2.3 PUBLICIZING THE MEETING

Public meetings shall be publicized as early as possible—ideally 14 days in advance, but not less than 10 days in advance. This allows attendees time to submit requests for reasonable accommodations and for NMMPO staff to set deadlines for accommodation requests to be made in a timely manner. The meeting notice should also be translated into the languages that are identified through application of the four factor analysis set forth in the NMMPO Title VI Assessment. Based on the 2010 US Census, these languages include:

- Spanish
- Portuguese
- Khmer
- Chinese
- Vietnamese

All meeting notices shall be publicized on the NMCOG website www.nmcog.org and in local newspapers, namely the *Lowell Sun* and *Khmer Post*.

All meeting notices shall include:

- The statement “This location is accessible to persons with disabilities”.
- A statement outlining the public transportation service available.
- A brief listing of accessibility features that either are available or may be made available upon request, or during the public meeting (e.g. sign language, CART, assistive listening devices and/or foreign language interpreters).
- Information on how to request reasonable accommodations by phone, e-mail or fax and the deadline for requests.
- Information on how to request language interpreter assistance.

3.2.4 ADDITIONAL CONSIDERATIONS

Within 48 hours of receiving a request, NMMPO staff should respond to the attendee that the request has been received and is being processed.

Emergency Preparedness

In the event of an emergency, some attendees with disabilities may not be able to evacuate independently. Meeting planners shall familiarize themselves with the evacuation plan for the meeting space. At the beginning of each meeting, meeting presenters shall announce the safety briefing - including information regarding where those attendees who would require assistance should wait during an emergency.

When opening a public meeting, presenters shall announce:

- The presence and function of sign language interpreters (if interpreters are in the room), and/or CART providers;
- That assistive listening equipment is available;
- The location of accessible restrooms; and

- The safety briefing.

When presenting, presenters at public meetings shall:

- Speak slowly and clearly so that the sign language interpreters have time to interpret.
- Verbally describe information presented visually (e.g. PowerPoint) so that visually impaired attendees can process the information.
- Ensure that any videos shown during the meeting are encoded with closed captioning and are shown on a closed caption compatible device. Subtitles are an acceptable alternative.
- Provide an alternate version of the video with descriptive video/described narration.
Note: It may not always be a good choice to use a described video in an open meeting as this can be a problem for other viewers.

Updates and Revisions

The NMMPO staff will utilize this Plan in order to fully understand the region's needs and be more responsive in its interaction with community members. Due to varied and evolving nature of the transportation planning process, it is expected that there will be a need to revise and update this plan periodically. To ensure that current and effective methods for public involvement are used, NMMPO staff will monitor the effectiveness of the strategies and techniques outlined in this plan. Toward this end, NMMPO staff will track attendance at public events, compiling figures on number of comments received and track social media and website activity. As mandated, the NMMPO will evaluate the effectiveness of its Public Involvement and Civil Rights strategies and practices on an on-going basis to ensure that low income and minority population classes are not adversely impacted. Adjustments to the PPP will be made as soon as deficiencies are noted. Any updates or revisions to the Plan will require a 45-day public comment period before NMMPO action is taken to adopt the proposed revisions.

Appendix A: Summary of Comments Received

NORTHERN MIDDLESEX MPO PUBLIC COMMENT SUMMARY

Draft Public Participation Plan

COMMENT PERIOD: MARCH 11-APRIL 25, 2016

PUBLIC MEETING DATE: APRIL 5, 2016

Comment 1: March 31, 2016

- Mark Goldman, a Lowell Resident, called staff to offer complete support of the draft public participation plan as presented. He offered two amendments to the report:
- Add Historic Commissions from each community to the outreach list in Section 2.1.4 beginning on page 19 of the document.
- Add Massachusetts Department of Conservation and Recreation (Mass DCR) to the outreach list in Section 2.1.4 beginning on page 19 of the document.

NMCOG Response:

- *These organizations will be added to the Draft Public Participation Plan prior to endorsement of the document.*

APPENDIX H: GLOSSARY OF ACRONYMS

- 3C Process: Continuing, Cooperative, Comprehensive
- ADA: Americans with Disabilities Act
- ARPA: American Rescue Plan Act
- CARES Act: Coronavirus Aid, Relief, and Economic Stimulus Act
- CBA: Coalition for a Better Acre
- CEDS: Comprehensive Economic Development Strategy
- CFR: Code of Federal Regulations
- CGI: Common Ground Inc.
- CMR: Code of Massachusetts Regulations
- CTI: Community Teamwork, Inc.
- DHCD: Department of Housing and Community Development
- DLTA: District Local Technical Assistance
- EDA: Economic Development Administration
- EDSAT: Economic Development Self-Assessment Tool
- EOHED: Executive Office of Housing and Economic Development
- EPA: Environmental Protection Agency
- FAST: Fixing America's Surface Transportation Act
- FFY: Federal Fiscal Year (October 1 through September 30)
- FHWA: Federal Highway Administration
- FTA: Federal Transit Administration
- GHG: Greenhouse Gas
- GLWIB: Greater Lowell Workforce Investment Board
- GWSA: Global Warming Solutions Act
- LDFC: Lowell Development and Financial Corporation
- LEP: Limited English Proficiency
- LNHP: Lowell National Historic Park
- LRTA: Lowell Regional Transit Authority
- MAP-21: Moving Ahead for Progress in the 21st Century Act
- MassDOT: Massachusetts Department of Transportation
- MEPA: Massachusetts Environmental Protection Agency
- MOBD: Massachusetts Office of Business Development
- MOU: Memorandum of Understanding
- MPO: Metropolitan Planning Organization
- NMCOG: Northern Middlesex Council of Governments
- NMMPO: Northern Middlesex Metropolitan Planning Organization
- PL: Planning (Funds)
- PPP: Public Participation Plan
- RFP: Request for Proposal
- RTA: Regional Transit Authority
- RTP: Regional Transportation Plan
- SAFETEA-LU: Safe Accountable Flexible Efficient Transportation Equity Act – A Legacy for Users
- TIP: Transportation Improvement Program
- TMA: Transportation Management Association
- UMASS: University of Massachusetts
- UPWP: Unified Planning Work Program
- USDOT: United State Department of Transportation